


El Reloj – Grado Seis 6


Exercise 1 ¿Qué hora es? *Es la / Son las.....*


Carefully look at each clock. Tell what time is on the clock by typing it in SPANISH.











Exercise 2 ¿A qué hora? *A la / A las....* Use the schedule to answer the questions. Type in the time in Spanish for each activity.

DAILY ROUTINE		
8:00	Breakfast	
8:30	Get ready	
9:00	Chores	
10:00	School Work	
11:00	Free Time	
12:00	Lunch	
1:00	Reading	
3:30	School Work	
2:00	Snack	
3:00	Free Time	

6. At what time is breakfast?

7. At what time does school work begin?

8. At what time is lunch?

9. At what time does the child get ready?

10. At what time is free time?