


1. Listen and read along (Nghe và tập đọc theo nhiều lần)
2. Label the picture (Nhìn hình và điền từ vào các hình)

# Welcome to the circus


- 1 Look! The lion is on the ball.  
The ball is big.  
It's on the seesaw.



- 2 Look! It's a swing. In the circus  
it's called a 'trapeze'.  
A man is on the trapeze.  
A man is under the trapeze.




- 3 What are they? They're tables.  
They're all on his head!  
Can you see the bird?  
Look! It's on the tables.





What's this? It's a circus school. It's amazing!

- 4 The balls are in the air.  
They're red, yellow and blue.  
This boy can juggle!  
Can you juggle?



- 5 Where's the girl?  
She's on the trapeze.  
She's happy!  
The boy is on the bike.  
He's happy, too.  
He isn't scared!



## 3. Read and put a tick (v) or a cross (x)

1. The lion is on the ball.

v

4. A dog is on the tables.

2. The ball is under the seesaw.

5. The boy can juggle.

3. Two girls are on the trapeze.

6. The boy on the bike isn't scared.

## 4. Look, read and complete.

circus

balls

trapeze

swing

scared

juggle



This man is at the \_\_\_\_\_ .

He can \_\_\_\_\_ .

Look! The \_\_\_\_\_ are in the air.



Look at this!

She's on a \_\_\_\_\_ called a

\_\_\_\_\_. Is she \_\_\_\_\_?

No, she isn't!

## 5. Drag the words into the correct group

book

rubber

bird

panda

bag

blue

monkey

orange

yellow

ruler

**school things**

**colours**

**animals**

*book*