


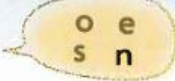







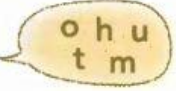







# 7 Look, listen, smile, draw

**A** Look at the pictures. Look at the letters. Write the words.

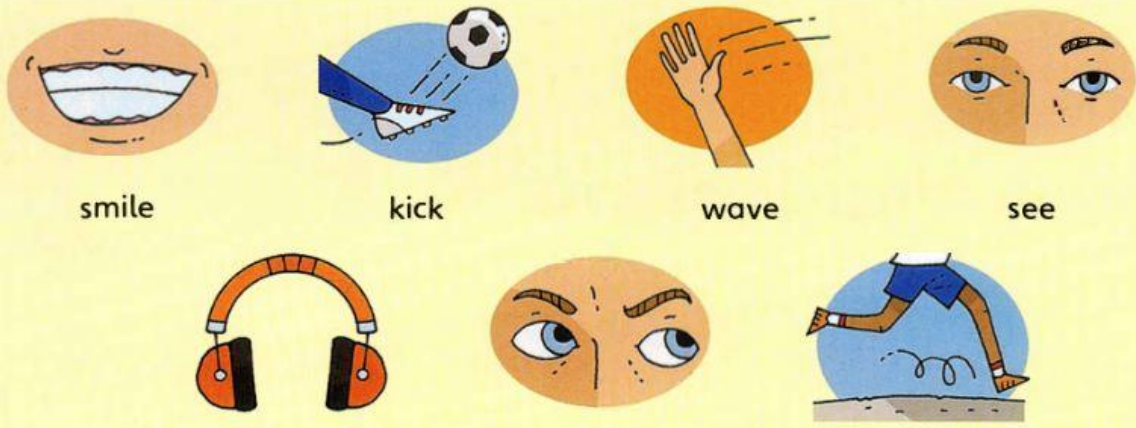
**Example**  e a r  3  \_\_\_\_\_    
 1  \_\_\_\_\_    
 2  \_\_\_\_\_    
 4  \_\_\_\_\_    
 5  \_\_\_\_\_ 

**B** What's not there? Write the parts of the face.

 1 his ears  2 her .....  3 his .....  4 his .....  5 her .....

**C** Choose and write the correct word.

- I ..... with my mouth.
- I ..... and ..... with my eyes.
- I ..... to music with my ears.
- I ..... at my friends with my hand.
- I can ..... a ball with my feet and I can ..... with my feet and legs.



smile

kick

wave

see

listen

look