THIRD GRADE

1. Escucha los audios y selecciona **color** correcto



LIVEWORKSHEETS

2. Une la palabra con **part of the body** correspondiente.

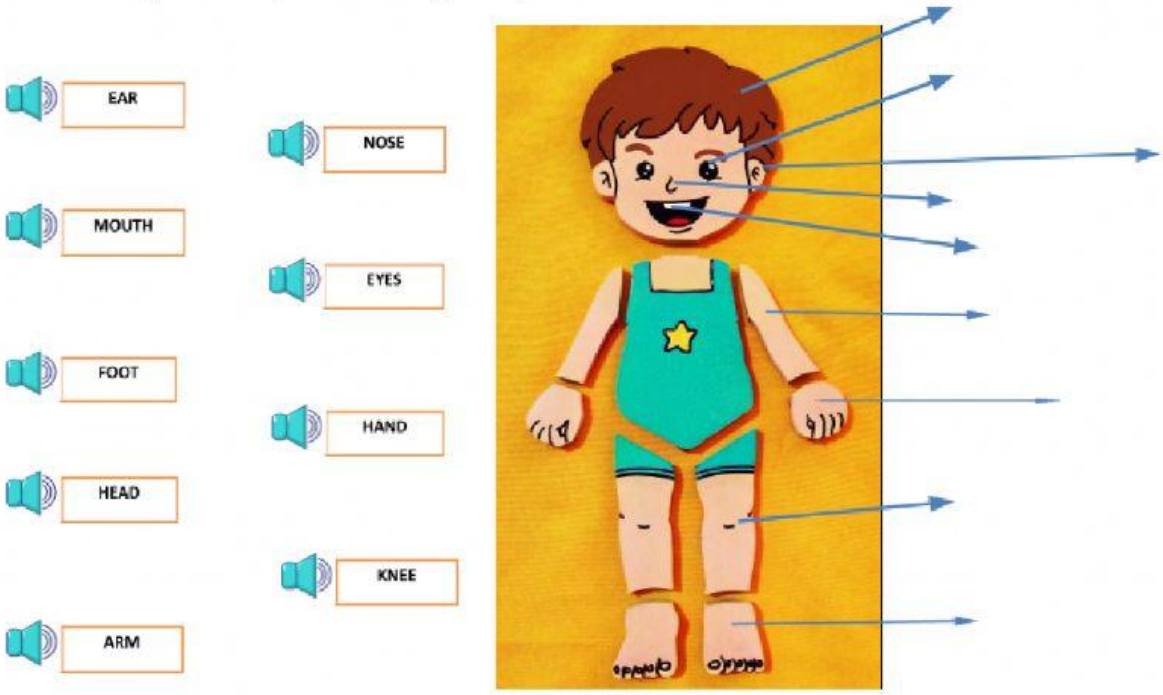

LIVEWORKSHEETS

3. Haz clic en los altavoces para escuchar. Luego arrastra cada **number** a su lugar correspondiente.

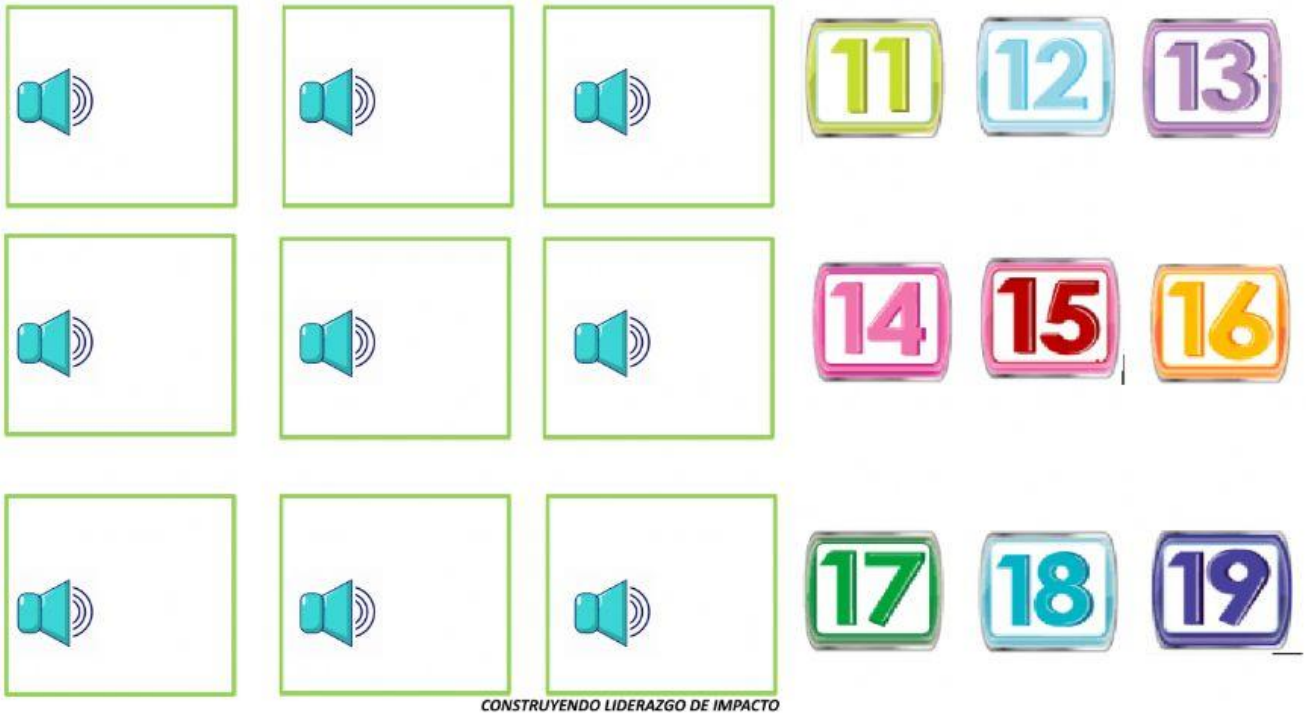

LIVEWORKSHEETS

4. Ordena cada **greeting**.

E	L	O	H	L

E	B	Y

O	D	O	G		R	M	I	O	N	G	N

D	G	O	O		N	O	O	A	T	E	R	F	N

LIVEWORKSHEETS

5. Selecciona el verb to be que le corresponde al pronombre.

1. She is am at school.
2. I is am a big boy.
3. Arion is am eating.
4. It is am a butterfly.
5. I is am with my friend.
6. He is am in the water.

LIVEWORKSHEETS

6. Completa los días de las semana escribiendo las letras que faltan

FILL IN THE BLANK!

Days of the Week

S _ N D A _

_ O _ D _ Y

T U _ _ D A Y

_ E D N _ S _ _ Y

T _ _ R S _ A _

_ R _ D _ Y

S A _ _ R D _ _

LIVEWORKSHEETS