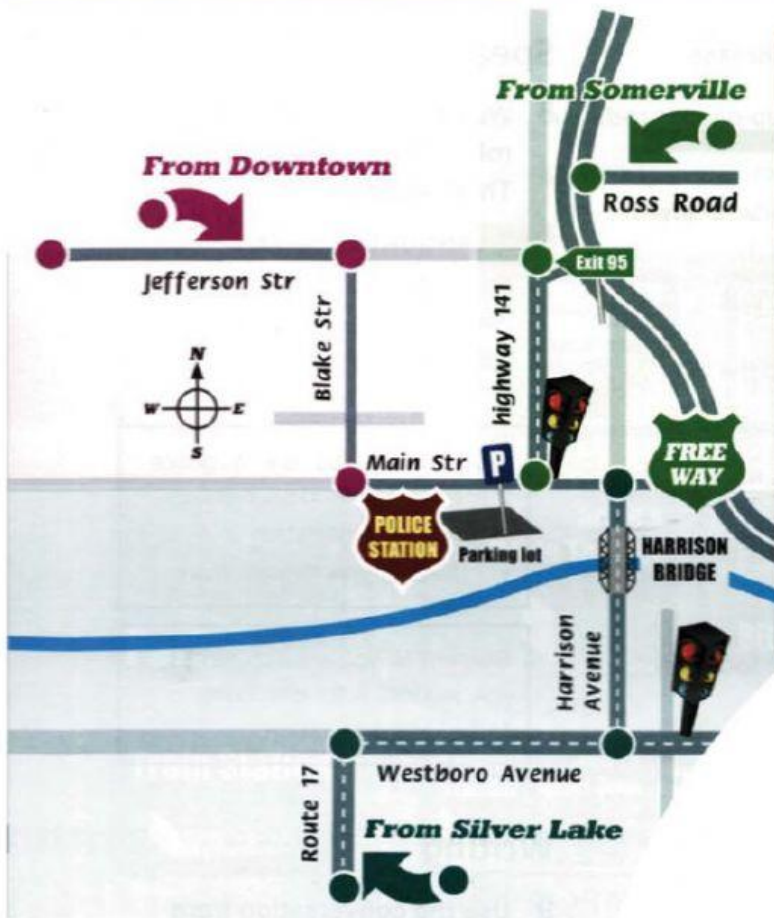


7 Operations: Driving directions



MAYFIELD COUNTY POLICE STATION LOCATION

Located at 332 Main Street. Easy access driving routes:

From downtown - Take a right from Jefferson Street onto Blake Street. Go through the first intersection. Turn left onto Main Street. The parking lot is just past the police station on the right.

From Somerville - Drive down Ross Road to the freeway. Take the freeway south to exit 95. Take a left onto highway 141. Take a right at the first light. Continue down Main Street.

From Silver Lake - Take Route 17 to Westboro Ave. Then, make a u-turn at the light. Take a right onto the first side street, Harrison Ave. Go over the Harrison Bridge. Take a left onto Main Street.

Vocabulary

3 Match the words (1-6) with the definitions (A-F).

- | | |
|--------------|-----------------|
| 1 __ exit | 4 __ light |
| 2 __ u-turn | 5 __ go over |
| 3 __ freeway | 6 __ go through |

- A a traffic signal to drive slowly, stop, or go
- B to pass an area without stopping
- C a 180 degree change in direction
- D a ramp for leaving a freeway or highway
- E to drive on a bridge over water or a road
- F a road with many lanes and no intersections

4 Fill in the blanks with the correct words and phrases from the word bank.

Word BANK

take parking lot intersection
side street

- 1 _____ exit 74 to leave the freeway.
- 2 The major roads are busy; go down a(n) _____.
- 3 The _____ was full, so Nancy parked in the street.
- 4 There was a red light at the _____.

Get ready!

1 Before you read the passage, talk about these questions.


- 1 How would you describe traffic in your town or city?
- 2 Is it difficult for tourists to drive in your town or city? Why or why not?

Reading


2 Read the police department website. Then, mark the statements as true (T) or false (F).

- 1 __ The police station is on Main Street.
- 2 __ Drivers from Somerville start on Ross Road.
- 3 __ Drivers from Silver Lake must take the freeway.


Operations: Driving directions 7

- 5  Listen and read the website again. On which route don't you come across a traffic signal?

Listening

- 6  Listen to a conversation between a police officer and dispatch. Mark the statements as true (T) or false (F).

- 1 ☐ The officer contacts dispatch to get directions.
- 2 ☐ Dispatch tells the officer to turn onto Hill Street.
- 3 ☐ The grocery store is on Merrill Ave.

- 7  Listen again and complete the conversation.

Officer: Dispatch, this is unit 20. I'm heading to the grocery store call. But I need directions.

Dispatch: What is your location, unit 20?

Officer: I'm on a 1 _____. It's Merrill Ave.

Dispatch: Okay. Tell me the cross street at your next 2 _____.

Officer: I just arrived at the intersection of Merrill Ave and 3 _____.

Dispatch: I see where you are, 20. 4 _____ on Merrill Ave.

Officer: Will do. The 5 _____ is on this street?

Dispatch: Correct. It's Anderson's Grocery. It'll be 6 _____.

Speaking

- 8 With a partner, act out the roles below based on Task 7. Then, switch roles.

USE LANGUAGE SUCH AS:

I need directions ...

I'm on ...

I just arrived at ...

Student A: You are a police officer. Talk to Student B about:

- your current location
- the location of a call

Student B: You are a dispatch worker. Give Student A directions to a call.

Writing

- 9 Use the website and the conversation from Task 8 to fill out the directions to the police station.

Destination:



How do you get there?

1. Take _____.
2. Pass the _____.
3. Go through _____.
4. It will be _____.