

Chapter 1





Here I Am!

Themes:

1. Hello, Hi there, Hey , Bye
2. Building Community



1. Hello, Hi there, Hey, Bye

1. Titles: In English we use titles with proper names with people we do not know or to be completely formal. Titles are to be used with last names and full names only.

Mr.	Mrs.	Miss	Ms.
<ul style="list-style-type: none"> Pronounced "mister" 	<ul style="list-style-type: none"> Pronounced "misses" 	<ul style="list-style-type: none"> Pronounced "miss" 	<ul style="list-style-type: none"> Pronounced "mizz"
<ul style="list-style-type: none"> usually used with a man's last name. 	<ul style="list-style-type: none"> usually used with a woman's last name. 	<ul style="list-style-type: none"> usually used with a woman's last name. 	<ul style="list-style-type: none"> usually used with a woman's last name.
<ul style="list-style-type: none"> For example: "Please give this to Mr. Smith." 	<ul style="list-style-type: none"> For example: "Please give this to Mrs. Smith." 	<ul style="list-style-type: none"> For example: "Please give this to Miss Smith." 	<ul style="list-style-type: none"> For example: "Please give this to Ms. Smith."
<ul style="list-style-type: none"> It is not possible to know if the man is married or single. 	<ul style="list-style-type: none"> Used to refer to a married woman. 	<ul style="list-style-type: none"> Used to refer to a single woman. 	<ul style="list-style-type: none"> It is not possible to know if the woman is married or single.
			
www.esltopics.com			

Practice

1. Fill in the blank with the proper titles. Leave it blank if the title must not be used.

<p>A. Good afternoon _____ Thompson (married)</p> <p>B. Good afternoon _____ Alvarez (single)</p>  <p>Alvarez Thompson</p>	<p>A. Good morning _____ Vargas (single)</p> <p>B. Good afternoon _____ Vans (married)</p>  <p>Vargas Vans</p>
<p>A. Hi _____ Allan (single)</p> <p>B. Hello _____ John (single)</p>	<p>A. Good bye _____ Gomez (single)</p> <p>B. Bye _____ Solis (single)</p>

Introductions – Greeting – Leave takings

Greetings	Useful expressions to respond greetings
<p>Good Morning (You can say “morning” only)</p> <p>Morning ,[Name of the person , people or term here] : Morning , Guys</p> <p>Good Afternoon</p> <p>Good Night</p> <p>Good Evening</p> <p>Hi</p> <p>Hello</p> <p>How are you ?</p> <p>How are you doing?</p> <p>Howdy?</p> <p>How is it going?</p> <p>Hey, [Name of the person]</p> <p>Hey , What’s up (You can say “What up” or say “what’s up”</p>	<p>It is good to see you or good to see you</p> <p>Great</p> <p>Fine</p> <p>nothing</p> <p>Good</p> <p>Not bad</p> <p>Pretty good</p> <p>Not Good</p> <p>Not much (It can be used to respond to what’ s up or what’s going on?)</p> <p>Useful expressions for introductions</p> <p>What’s your name? My name is [Your name here]</p>

Hey , Buddy
 Hey, Guys (Guys is gender neutral)
 Hey, what's going on?
 What's the new?



This is [name of a friend]
 I am [[name of a friend]
 I am happy to meet you
 Nice to see you again
 Excuse me
 Thanks/Thank you
 Please
 Nice/good to meet you
 Nice meeting you too
 I am from [place, school]

Leave- takings

Bye
 Good-Bye
 See you
 See You later
 See you tomorrow
 See you in a few (In a few means in a few minutes or hours)
 See you around
 Later
 Take care



Practice

1. Complete the chart by using expressions from the previous vocabulary.

Formal	Informal

2. Read the texts. Select the appropriate alternative to complete the sentences.

- 1) Mario visited his grandparents last Saturday from 7:00 p.m. to 11:00 p.m. When he left their house he said: "_____."

- A) Good afternoon
- B) Good morning
- C) Oh, it's noon
- D) Good night

2) Alice meets her cousin Rose before the school lessons. It's 6:30 a.m. _____

2

Rose, _____?, greets Alice. Rose answers: "Fine, thank you."

3

- A) Good night
- B) Good evening
- C) Good morning
- D) See you this morning

3)

- A) how are you
- B) good afternoon
- C) how do you do, Gloria
- D) I'd like to introduce you

4) At 1:30 p.m. the musical teacher enters the classroom and greets the students saying Hello, class. When he finishes the lesson at 2:00 p.m. he has to go out and says "_____."

4

- A) Good-bye
- B) Good night
- C) Good morning
- D) See you this morning

5) I'm Erick Edwards. My brother is a new student. This is his first day at school. My brother tells the teacher "Hi, _____ Edwards".

5

- A) I'm from Canada
- B) I live in Saint Clare
- C) My name is Vincent
- D) I'm sixteen years old

6) –Good, evening! I'm Adela Fallas. What's your _____?

6

–I'm Luis.

- A) address

4

- B) first name
- C) last name
- D) middle name



Listening

1. Listen to the conversation, complete the chart and improve your listening skills. Write down the greetings – introductions and leave takings you listen to.

Greetings:

1. _____

2. _____

Leave takings:


1. _____

2. _____



Grammar

Subject Pronouns		
	Singular	Plural
1st Person	I	we
2nd Person	you	you
3rd Person	he, she, it	they



Verb "to be" → Ser o estar			
Affirmative		Negative	
I am →	I'm	I am not →	I'm not
You are →	You're	You are not →	You aren't
He is →	He's	He is not →	He isn't
She is →	She's	She is not →	She isn't
It is →	It's	It is not →	It isn't
We are →	We're	We are not →	We aren't
You are →	You're	You are not →	You aren't
They are →	They're	They are not →	They aren't

Interrogative

Am I ...?

Are You ...?

Is He ...?

Is She ...?

Is It ...?

Are We ...?

Are You ...?

Are They ...?

EXAMPLE:

- We **are** children.
- We **aren't** children.
- **Are** we children ?
- They're listening to the teacher.
- They **aren't** listening to the teacher.
- **Are** they listening to the teacher?
- He's a doctor.
- He **isn't** a doctor.
- **Is** he a doctor?

Verb to be: Form

⊕ Affirmative

I → am

You → are

He → is

She → is

It → is

You → are

We → are

They → are

⊕ Contraction

I'm

You're

He's

She's

It's

You're

We're

They're

Mexican

American

French

Russian

Practice

A. Use the correct personal pronouns. Watch the words in brackets.

1. _____ is dreaming. (George)
2. _____ is green. (the blackboard)
3. _____ are on the wall. (the posters)
4. _____ is running. (the dog)
5. _____ are watching TV. (my mother and I)
6. _____ are in the garden. (the flowers)
7. _____ is riding his bike. (Tom)
8. _____ is from Bristol. (Victoria)
9. _____ has got a brother. (Diana)

B. Put in the following forms of be (**am, are, is**) into the gaps in the next text. Do not use short / contracted forms.

Peter Baker _____ from Manchester, but Paul and John _____ from London.
Manchester and London _____ cities in England. Hamburg _____ a city in Germany.
Sandra _____ at school today. Jack and Peter _____ her friends. They _____ in the
same class. Mr and Mrs Baker _____ on a trip to the USA to visit their cousin Anne.
She _____ a nice girl. Peter says: "My grandfather _____ in hospital. I _____ at
home with my grandmother." What time _____ it ? It _____ 8
o'clock. _____ tired? No, I _____ not.

2. Building Community

School Supplies

paper 	book 	backpack 	lunch box 
crayons 	markers 	pencils 	erasers 
glue 	ruler 	play dough 	scissors 
report card 	children 	teacher 	globe 

CLASSROOM LANGUAGE

