






## UNIT 6

**Exercise 1. Look, read and circle. There is one example.**


1.		A. The park	B. The zoo
2.		A. The zoo	B. The beach
3.		A. The playground	B. The park
4.		A. This is a tiger.	B. This is a bear.
5		A. Let's go to the beach.	B. Let's go to the zoo.

**Exercise 2: Look at the picture, read and put a tick (✓) or a cross (×) .**








4. This is a monkey. \_\_\_\_\_
5. I want to go to the park. \_\_\_\_\_
6. I want to go to the beach. \_\_\_\_\_
7. I want to go to the zoo. \_\_\_\_\_
8. I want to go to the playground. \_\_\_\_\_




**Exercise 3. Order the letters.**

			
r a k p	o z o	y a r o p u d n	h c e b a
_____	_____	__ l __ g _____	_____

**Exercise 4. Look and write the words.**

1. 	__obot	4. 	__op
2. 	__iger	5. 	__ncle
3. 	__mbrella		

**Exercise 5. Look, read and write.**

1.		I want to go to the _____.
2.		I want to _____ to the _____.
3.		I _____ to go to the _____.

Teacher: Nguyen Thi Thuy