

Test 2


Reading & Writing

Part I

- 5 questions -

Look and read. Put a tick (✓) or a cross (X) in the box.
There are two examples.

Examples



This is a polar bear.



This is a shop.



Questions


1



This is a skirt.



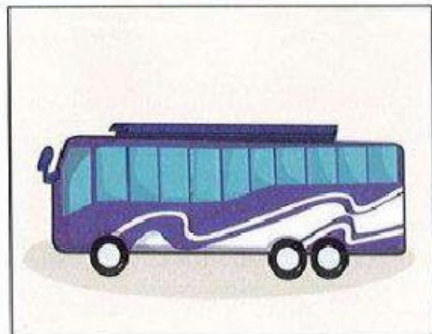
2



These are dolls.

☐


3



This is a bus.

☐

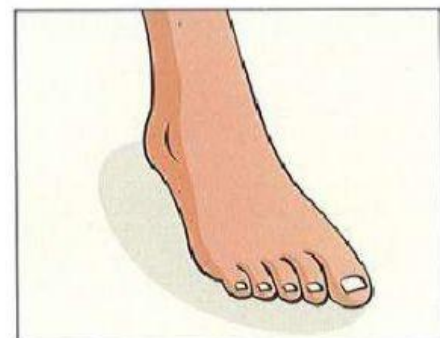
4



These are apples.

☐

5



This is a foot.

☐

Part 2

- 5 questions -

Look and read. Write **yes** or **no**.



Examples

The boy has got an ice cream.

.....yes.....

The man is flying a kite.

.....no.....

Questions

1 The lizard is sitting under the tree.

.....

2 The young girl is playing on the sand.

.....

3 There is some bread between the pineapple and the grapes.

.....

4 The young girl's T-shirt is green and white.

.....

5 There are a lot of shells in the water.

.....

Part 3


- 5 questions -

Look at the pictures. Look at the letters. Write the words.

Example




m i l k



Questions

1





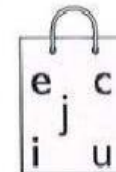
2





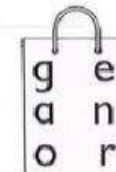
3





4





5






Part 4

- 5 questions -

Read this. Choose a word from the box. Write the correct word next to numbers 1-5. There is one example.

Trees



Trees are very big. They arebrown..... and (1)..... You find trees in a park or a (2)..... You do not find them in a room in a (3)..... Birds, small animals and (4)..... live in them.

Boys and (5)..... like sitting under trees when it is hot.


Example



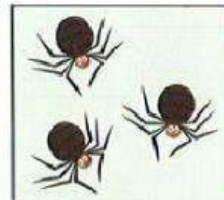
brown




girls



burger



spiders



green



picture



garden




house

Part 5

– 5 questions –

Look at the pictures and read the questions. Write one-word answers. There are two examples.



Examples

How many cars are there in the street?

one

Where is the bus?

behind the car

Questions

1 Who is pointing at the watermelons?

the



2 Who is wearing glasses?

the

3 What has the boy got in his hand?

a



4 What colour is the cat?

..... and white

5 What are the birds eating?

an