







TIẾNG ANH 2
Unit 8: Family (Uu)
Lesson 1+2

Part 1. Look and read. Put a tick (✓) or a cross (X) in the box. There are two examples

0.		This is my boat.	<input checked="" type="checkbox"/>
1.		This is my doll.	<input checked="" type="checkbox"/>
2.		This is my robot.	<input type="checkbox"/>
3.		This is my uncle.	<input type="checkbox"/>
4.		This is my bag.	<input type="checkbox"/>
5.		This is my boat.	<input type="checkbox"/>

Part 2. Look and write. There is one example.

doll







~~ruler~~

uncle

robot

boat

bag

0.		This is my <u>ruler</u> .
1.		This is my _____.
2.		This is my _____.
3.		This is my _____.
4.		This is my _____.
5.		This is my _____.

Part 3. Listen and tick (✓). There is one example.



0.

☐☒☐

1.

☐☐☐

2.

☐☐☐

3.

☐☐☐

4.

☐☐☐

5.

☐☐☐