



Exercise 3. Let's write

0. We play hide - and - seek.



1. She's _____.



2. They play _____.



She's _____.



0. We play _____.





5. They play _____.



Exercise 4. Look and circle the correct answer.



football /
chess badminton



football /
volleyball



Badminton/basketball



skating /
skipping



football /
volleyball



skipping /
chess

Exercise 5. Complete the sentence.

break
time

puzzles

plays

football
1

at

0. It is break time.

1. What do you do _____ break time?

2. He _____ volleyball.

3. I play word _____.



4. We play _____ at break time.

Exercise 6. Read and number the correct pictures.

1. It's break time.

2. We play chess.

3. She is skating.



4. We play hide - and - seek.

5. We play volleyball

6. We play football.

7. We play table tennis.

8. We play blind man's bluff.



Exercise 7. Read and tick the correct answer.

Ms Hoa: What do you do at break time?

Nam: I play football.

Lucy: I play volleyball.

Minh: I play word puzzles.

Bill: I play hide - and - seek.

Mary: I play basketball.

Break time activities	Nam	Lucy	Minh	Bill	Mary



1.volleyball					
2.word puzzles					
3.football	✓				
4. basketball					
5.Hide-and-seek					

Exercise 8. Read and match.



0.football

1.volleyball

2.chess

3.badminton

4.skipping

5.basketball

6.blind man's bluff

7.skating



Exercise 9. Circle the best answer.

0.What do you do at _____?



BÀI TẬP BỔ TRỢ TIẾNG ANH LỚP 3 - HK1 - GLOBAL SUCCESS



a.was

b.were



c. break

time

1. Phong and Peter _____ playing badminton.

a.like

b.likes

c.liking

2.We _____ basketball.

a.plays

b.playing

c.play

3.At, break time, we play _____

a.volleyball

b.volley

c.volleyballes

4.I like playing _____ puzzles.

a.wordes

b.word

c.wording

Exercise 10. Rearrange the words to make the correct sentences.

1.play/ hide-and-see / We /.

-> _____

2.likes /She/ skating/.

> _____

3.break /plays / Quan/ table tennis/
time/at/.

- _____

4.break/ do/ time/ What/ do/ you/at/?

- _____

> _____






REVIEW 2

Exercise 1. Look and tick ☒ or cross ☐


1.



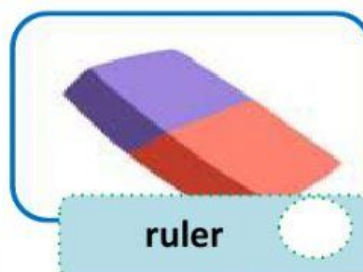
2.



3.



4.



5.



6.



7.



8.



Exercise 2. Look and circle.