TASK 1 **A BRITISH GHOST AND AN AMERICAN FAMILY**

Read the text about the Canterville Ghost. Are the sentences 1-7 true, false or not given? Put a cross (X) in the correct box.
The first one (0) is an example.

FAI COSÌ
- Prima leggi attentamente il breve brano.
- Poi leggi le affermazioni 1-7: per ciascuna individua nel brano la frase a cui fa riferimento.

Nell'esempio le due informazioni corrispondono, di conseguenza l'affermazione 0 è vera (**TRUE**).

Se nel brano non ci sono frasi che si riferiscono all'affermazione che stai leggendo, la risposta sarà **NOT GIVEN**.

UNA DRITTA IN PIÙ
Le frasi vere non ripetono il testo parola per parola; spesso usano dei sinonimi. Fai attenzione anche alla forma affermativa o negativa del verbo.



There is a ghost living in Canterville Chase, an old English country house. Mr and Mrs Otis and their children come from America and they don't believe in ghosts, so they buy the house and move there. Soon, they find out that a ghost really lives in the house, but they are still not scared of him and the ghost gets really angry...

	TRUE	FALSE	NOT GIVEN
0. Canterville Chase is an old house.	X	☐	☐
1. Canterville Chase is in the countryside near London.	☐	☐	☐
2. The Otis family is from Los Angeles.	☐	☐	☐
3. The Otis family thinks that ghosts don't exist.	☐	☐	☐
4. The Otis family never arrives at the house.	☐	☐	☐
5. The ghost was an English lord.	☐	☐	☐
6. The ghost scares the Otis family.	☐	☐	☐
7. The ghost is happy with the Otis family.	☐	☐	☐

LIVEWORKSHEETS

TASK 2

FOOD DELIVERY

Read the poster. Answer the questions (1-6). Use a maximum of 4 words. Write your answers in the boxes.
The first one (0) is an example.

La **QUESTION WORD** è la chiave per trovare la risposta.

0. Where do you eat the dinner?	At home
1. How many menus do they offer?	.....
2. When can you order your menu?	.....
3. How much is the dinner?	.....
4. How do you get a discount?	.....
5. What's the discount?	.....
6. How can you order?	.....

FAI COSÌ

- Prima osserva bene il manifesto: ogni suo elemento ha un preciso scopo informativo.
- Poi leggi attentamente le domande 1-6 e individua, nel manifesto, le informazioni richieste da ciascuna.

Puoi usare al massimo **4 PAROLE**: riporta solo ciò che è necessario.

Copia **ORARI, PREZZI, DATE** ecc. esattamente come sono scritti: ti aiuterà a rispettare il limite di parole.

UNA DRITTA IN PIÙ

Attenzione allo **SPELLING**: controlla di aver copiato bene tutte le parole, in particolare i nomi propri.

LIVEWORKSHEETS

TASK 3 **VET CARDS**

Match the vet cards (A-E) with the sentences (1-6). You can use an advert more than once. Write your answers in the boxes.
The first one (0) is an example.

FAI COSÌ
In questo esercizio devi abbinare ogni biglietto da visita alla frase che ne riporta, in parte, il contenuto.
- Prima guarda velocemente tutte le cards.
- Poi leggi le frasi 1-6, riguarda le cards e trova le corrispondenze.

Ricordati che alcune cards si abbinano a **PIÙ FRASI**.

UNA DRITTA IN PIÙ
Osserva bene anche la grafica: è importante per comprendere il contenuto del messaggio.

A

B

C

D
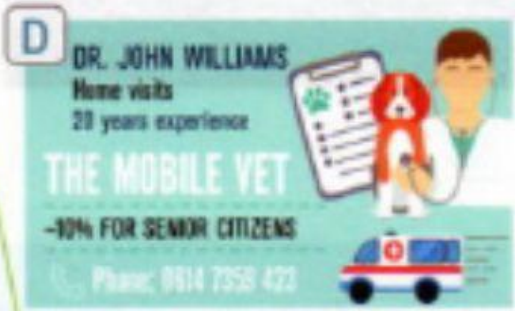

E


0. Here you can treat your dog's teeth.	A
1. You can take your pet here at the weekend.	.....
2. Here you can buy medicines for your pets.	.....
3. This vet comes to your house.	.....
4. Here you can buy lots of things for your pets.	.....
5. Here old people get a discount.	.....
6. Here they help you train your dog.	.....

LIVEWORKSHEETS

TASK 4 WHAT OUR VISITORS THINK

Read some visitors' opinions (1-5) about markets in London and match them with the sentences (A-G). There is one sentence you do not need. Write your answers in the boxes.
The first one (0) is an example.

0 "This market sells antique furniture and objects. We bought a beautiful 1950s lamp, it wasn't very expensive." KATE – BRIGHTON [E]

1 "We came to the market because I have a big garden in my new house and I needed some colourful plants." WENDY – YORK [ ]

2 "You can't miss this market, it sells the coolest new fashion. And there are musicians and magicians entertaining the shoppers." JASMIN – PARIS [ ]

3 "This is a gourmet paradise. You can taste dishes from all over the world, and everything is made fresh as you wait." BRIAN – LIVERPOOL [ ]

4 "This market has more than 100 stalls selling everything from jewellery to pictures. And it is open every day." HENRY – DENVER [ ]

5 "I love vintage clothing and I was told this is the best market. But the clothes are not so cheap and there are too many people at the weekend." VALERY – LEEDS [ ]

A. They watched a show and went shopping.
B. They thought the market was too crowded.
C. They found some cheap clothes.
D. They went to a food market.
E. They bought something old.
F. They visited a very big market.
G. They went to a flower market.

FAI COSÌ
- Leggi un'opinione alla volta e cerca di abbinarla a una delle frasi A-G.
- Alla fine controlla: ti avanzerà una frase che non si abbina con niente.

Le parole non si ripetono uguali nelle opinioni e nelle frasi: devi abbinare delle parole che possono essere considerate **SINONIMI**. Per esempio *antique* e *old*.

UNA DRITTA IN PIÙ
Le opinioni potrebbero contenere parole che non conosci. Niente panico: non è importante capire tutto parola per parola.

LIVEWORKSHEETS

TASK 3 STRATEGIES FOR STUDENTS

Read the text about how to study and be successful at school.
Match the missing parts with the gaps (1-6).
There is one part that you do not need.
The first one (0) is an example.

FAI COSÌ
In questo esercizio devi individuare quale pezzo di frase estrapolato corrisponde a ciascuno spazio da riempire (GAP).
- Prima leggi tutti i pezzi estrapolati.
- Poi leggi attentamente il brano. Quando trovi un gap, cerca di ricostruire il senso della frase, inserisci il pezzo estrapolato che ti sembra più adatto e rileggi la frase per intero per verificare se funziona.

be interesting | be really distracting
but you will remember more | anticipate the questions
the opposite | very important habits
because, during the night, | get good results

LIVEWORKSHEETS

HOW TO BE A SMART STUDENT

Knowing how to study is very important. Scientific research suggests four strategies that can help any student (0) get good results in their exams.

Inserendo il pezzo estrapolato, la frase deve avere senso di per sé e nel **CONTESTO** del brano.

1. Don't study all at once

Students usually think they can study at the last minute. But science says (1) ..... . The brain learns better when you have many short study sessions, because it processes some of the information you study when you're not thinking about it.

2. Test yourself in the same way you will be tested

In other words, you should try to (2) ..... you are going to be asked in the exam and then try to answer them using your notes or making question cards.

Quando rileggi la frase completa, controlla che sia corretta anche dal punto di vista grammaticale: è una conferma in più! Concentrati sulle parole che precedono e seguono il *gap* e sulla punteggiatura.

3. Switch off your devices

Phones, tablets and computers can (3) ..... . Instead, taking notes on paper is better because writing makes you think about what you are studying. You may think you're going slower, (4) ..... .

4. Eat, sleep and exercise

Eating well, sleeping enough, and exercising are (5) .... So, fill your fridge with healthy food and go to bed early. Sleep helps you remember (6) ..... the brain processes what it learns during the day.

Studies have shown that people can learn better after physical activity. So, get up and walk around for 5 minutes or go for a short run before you get back to your books.

Ricordati che c'è 1 **PEZZO ESTRAPOLATO IN PIÙ** che non devi utilizzare.

UNA DRITTA IN PIÙ
Riempi prima i *gap* di cui sei sicuro, poi pensa agli altri. E se sei in difficoltà, vai avanti a leggere: la **FRASE SUCCESSIVA** può aiutarti.

LIVEWORKSHEETS

Questo *task* è come il *task* 2, ma un po' più difficile.

TASK 6 A COURSE FOR CYCLISTS

Read the text about a course on bike safety.
Answer the questions (1-6). Use a maximum of 4 words.
Write your answers in the boxes. *The first one (0) is an example.*

Osserva bene com'è fatto il volantino: le informazioni sono contenute in ogni sua parte, compresi i titoli e i riquadri più piccoli.

Riconosci la **QUESTION WORD** e il tipo di informazione richiesta.

Usa al massimo **4 PAROLE** e fai attenzione allo **SPELLING** delle parole.

0. What is the name of the club?	Cycle Mania
1. How much is the course?	.....
2. What should you always wear?	.....
3. What shouldn't you do when you ride?	.....
4. What should you switch on at night?	.....
5. When can you take a course?	.....
6. How many people can take a course together?	.....

LIVEWORKSHEETS