



Fa2 U3 L2



I can ride a bike

1 Look and write.

No, she can't. No, he can't. Yes, they can. Yes, he can.
No, they can't. Yes, she can.

1



Can he ride a bike?


Yes, he can.

2



Can she skate?

3



Can they play tennis?

4



Can they skateboard?

5



Can she swim?

6



Can he ride a horse?

2 Look again and write.

1 He can ride a bike.

2

3

4

5

6













3. Say the sound. Say the words, circle the words that contains that sound.




1	a	bin	cat	jug	
2	e	bed	mop	bus	<input type="text"/>
3	i	dog	van	fig	<input type="text"/>
4	o	peg	dog	bin	<input type="text"/>
5	u	bus	bed	cat	<input type="text"/>

4. Write the missing letters

a e i o u

1  j _ u _ g	2  c _ t	3  d _ g	4  f _ g
5  v _ n	6  b _ n	7  b _ s	8  p _ g

5. Say the word. Look and write a word that rhymes

1  rug	 jug	2  man	 <input type="text"/>	3  leg	 <input type="text"/>
4  big	 <input type="text"/>	5  tin	 <input type="text"/>	6  log	 <input type="text"/>





6. Write

That is ~~This is~~ these are Those are This is



7. Drag and drop.

hungry computer scared bike skateboard tired board
skates pegs nervous football posters

school

computer

feelings

toys

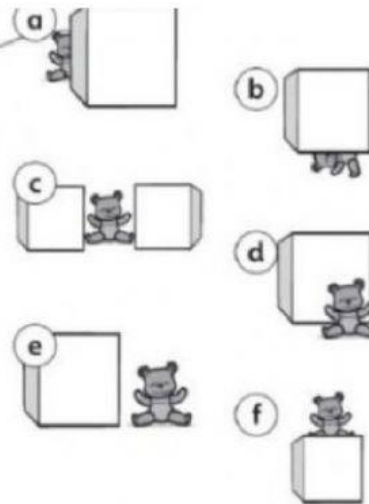




8. Match.

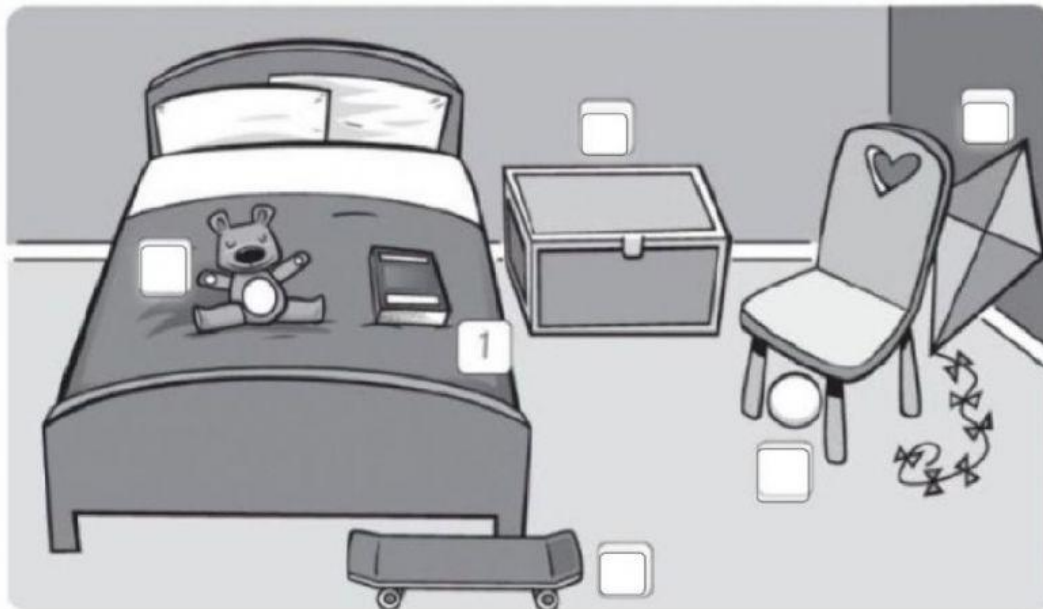
- 1 behind
- 2 in front of
- 3 next to
- 4 between
- 5 on
- 6 under

a



9. Write. Then number the picture.

under next to on in front of behind between



- 1 The book is next to the teddy.
- 2 The teddy is on the bed.
- 3 The ball is next to the chair.
- 4 The kite is next to the chair.
- 5 The skateboard is next to the bed.

