

UNIT 3 TEST

GRADE 3






Full name:	Mark: /10		
School:	Listening	Reading	Writing
Class:	/4.0	/3.2	/2.8

LISTENING

PART 1

4 questions - 1.6 points

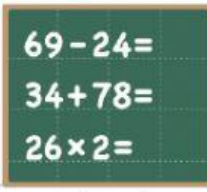



Listen and number the pictures. There is one example.

				
<div style="border: 1px solid black; width: 40px; height: 40px; margin: auto;"></div>	<div style="border: 1px solid black; width: 40px; height: 40px; margin: auto;"></div>	<div style="border: 1px solid black; width: 40px; height: 40px; margin: auto; display: flex; align-items: center; justify-content: center;">0</div>	<div style="border: 1px solid black; width: 40px; height: 40px; margin: auto;"></div>	<div style="border: 1px solid black; width: 40px; height: 40px; margin: auto;"></div>

PART 2

3 questions - 1.2 points

Listen and put a tick (✓) or a cross (✗) in the box. There is one example.

			
<div style="border: 1px solid black; width: 40px; height: 40px; margin: auto; display: flex; align-items: center; justify-content: center;">✓</div>	<div style="border: 1px solid black; width: 40px; height: 40px; margin: auto;"></div>	<div style="border: 1px solid black; width: 40px; height: 40px; margin: auto;"></div>	<div style="border: 1px solid black; width: 40px; height: 40px; margin: auto;"></div>
	5	6	7

PART 3

3 questions - 1.2 points

Listen and write. There is one example.

Name: Ben

On Wednesday: art and(8) _____

On Saturday: (9) _____

Bring: a (10) _____ and an eraser





READING

PART 1

2 questions - 0.8 points

Look, read and tick (✓) Yes or No. There is one example.

			YES	NO
Ex.		This is my pencil.	<input checked="" type="checkbox"/>	<input type="checkbox"/>
11.	<div>Monday</div> <div> $69 - 24 =$ $34 + 78 =$ $26 \times 2 =$ </div>	I have math on Monday.	<input type="checkbox"/>	<input type="checkbox"/>
12.		This is my pencil case.	<input type="checkbox"/>	<input type="checkbox"/>

PART 2

3 questions - 1.2 points

Look, read and draw lines. There is one example.

Ex. How are you today?

● ● a. Yes, it is.

13. Is this your eraser? ●

● b. On Tuesday.

14. Do you like math? ●

● c. I'm great, thanks.

15. When do you have art? ●

● d. No, I don't.



PART 3

3 questions - 1.2 points

Look, read and circle the correct answer. There is one example.

Hi! My name is Alex. I'm in Class 3A.

I'm going to tell you about my timetable at school!

On Monday, we have math and art.

On Tuesday, we have English.

On Wednesday, we have P.E.

On Thursday, we have math and music.

On Friday, we have English and art.



Ex. On Monday, Alex has math English P.E.

16. On Wednesday, Alex has music math P.E.

17. On Thursday, Alex has music art English




18. On Friday, Alex has P.E math art

WRITING

PART 1

2 questions - 0.8 points




Order the letters. There is one example.

Ex.		r t a	a r t _ _ _
19.		e e r a s r	
20.		a o r i v f e t	

PART 2

2 questions - 0.8 points

Look and write. There is one example.

Ex.		I like <i>P.E.</i> _ _
21.		What do you have on _____ ? I have art.
22.		What are these? These are my _____ .

PART 3

3 questions - 1.2 points

Reorder the words to make a correct sentence. There is one example.

Ex.

up

Stand

, please.

→ *Stand up, please.*

23.

color

My

black.

is

favorite

→

24.

is

pink notebooks.

This

my

→

25.

math and English

have

I

Monday.

on

→