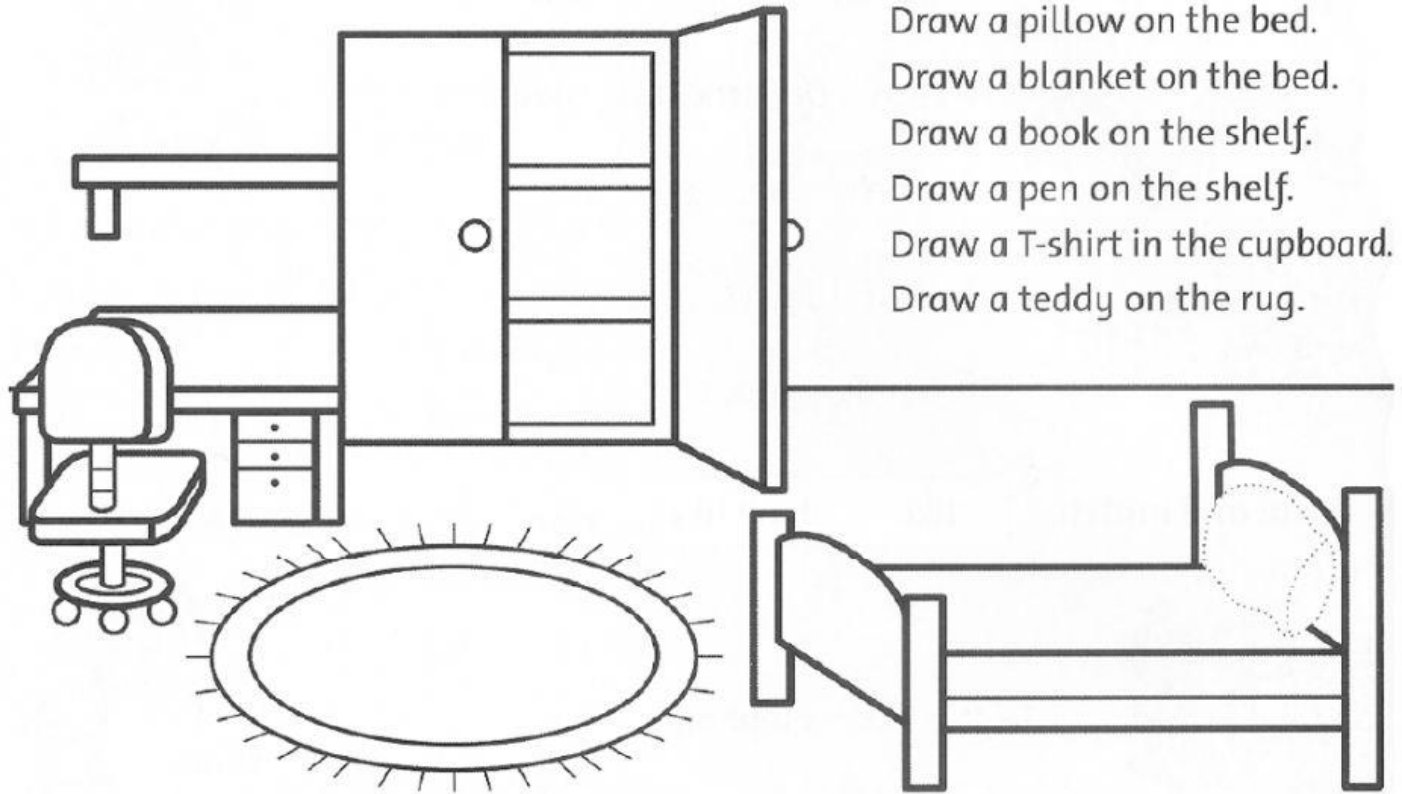


Lesson One Words

1 Read and draw.



2 Look at the picture again. Write.

1 Where's the  pillow?

It's on the _____.

2 Where's the  _____

It's on _____.

3 Where's the  _____?

4 Where's the  _____

5 Where's the  _____?

6 Where's the  _____


1 Read and circle.

1



There's / There are a bed in my bedroom.

2



There's / There are two cupboards in my bedroom.

3



There's / There are three books on my shelf.

4




There's / There are a blanket on my bed.

2 Look at the picture and write.

There's

There are



1 There's a cupboard.

2 four books.

3 two pillows.

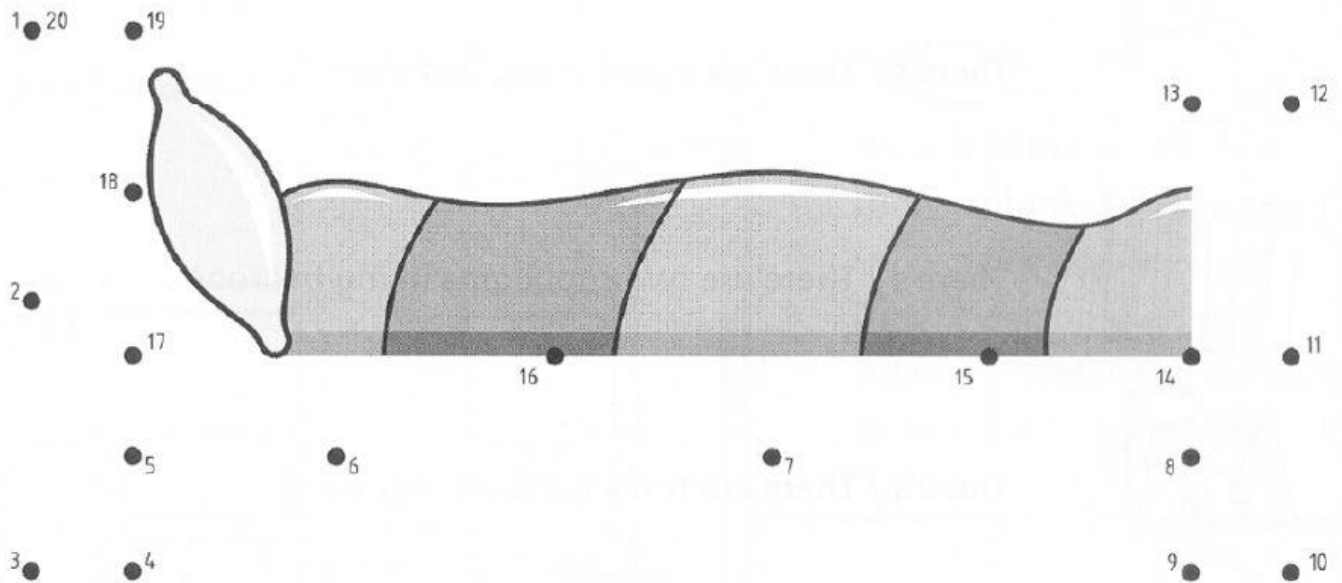
4 two beds.

5 a shelf.

6 a rug.

Lesson Three Words

1 Join the dots.



2 Find and circle the words. Then write.

11

eleven

t

12

t

13

f

14

15

f

17

s

19

n

f	o	u	r	t	e	e	n	★
★	e	i	g	h	t	e	e	n
★	★	t	w	e	n	t	y	i
s	e	v	e	n	t	e	e	n
s	i	x	t	e	e	n	l	e
★	★	★	★	★	★	★	e	t
f	i	f	t	e	e	n	v	e
★	★	t	w	e	l	v	e	e
t	h	i	r	t	e	e	n	n

16

s

18

e

20

t