

**Vocabulary**

**START**

**Pronunciation**

①



boots

②



T-shirt

③



pen

④



book

⑤



teacher

⑥



housewife

⑦



fireman

⑧




pilot

**Reading**



My name's Milly.  
 I'm seven.  
 This is my family.



This is my dad.  
 He's a fireman.



This is my mum.  
 She's a nurse.

Name : \_\_\_\_\_ Class : \_\_\_\_\_

Date : \_\_\_\_\_ Teacher : \_\_\_\_\_



I. Match.



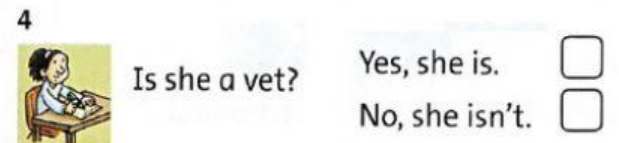

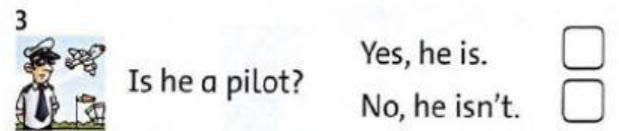
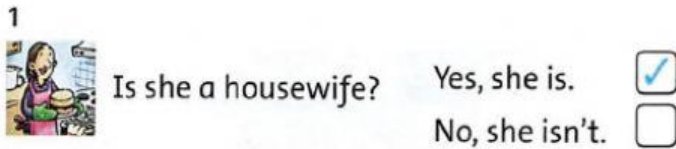
Yes, it is.




No, it isn't.



II. Tick (v) the correct short answers.



III. Match.



These are

This is



IV. Write **This** or **These**.

1 This is my ball.

2 \_\_\_\_\_ are my cars.

3 \_\_\_\_\_ are my trains.

4 \_\_\_\_\_ is my teddy.

5 \_\_\_\_\_ is my doll.

6 \_\_\_\_\_ are my puzzles.

IV. Write the words in the correct order. Make questions.

1 this your ball Is

Is this your ball \_\_\_\_\_ ?

2 my doll Is this

Is this my doll \_\_\_\_\_ ?

3 my this Is car

\_\_\_\_\_ ?

4 Is kite this your

\_\_\_\_\_ ?

5 puzzle your this Is

\_\_\_\_\_ ?

6 my Is train this

\_\_\_\_\_ ?

VII. Write He's a or She's a.



1 He's a policeman.



2 She's a doctor.



3 \_\_\_\_\_ pilot.



4 \_\_\_\_\_ housewife.



5 \_\_\_\_\_ vet.



6 \_\_\_\_\_ astronaut.

VIII. Write.

in ig it ix

ip ib id

Example:



dig



1. f



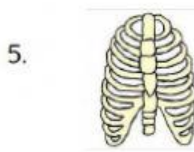
2. h



3. m



4. w



5. r



6.






7. h




8. z

I. Match.

Example:

1		• pit
2		• win
3		• fig
		• wig

*(A line connects the girl with the wig to the word 'wig')*

4.		• bib
5.		• zip
6.		• lip
7.		• in

Example:



- A. rip
- B. bib
- C. lip

2.



- A. hip
- B. in
- C. kid

4.



- A. wig
- B. fig
- C. dig

6.



- A. pin
- B. fin
- C. bin

1.



- A. rib
- B. ink
- C. sip

3.



- A. lip
- B. tip
- C. zip

5.



- A. dig
- B. wig
- C. big

7.



- A. mix
- B. hit
- C. six

**A Listen and check.**

01


Example:



A.



B.



C.

1.



A.



B.



C.

2.



A.



B.



C.

3.



A.



B.



C.

4.



A.



B.



C.

5.



A.



B.



C.

**A Listen and check.**  01

Example:



A.



B.



C.

1.



A.



B.



C.

2.



A.



B.



C.

3.



A.



B.



C.

4.



A.



B.



C.

5.



A.



B.



C.

**B Listen and write.**  02

Example:

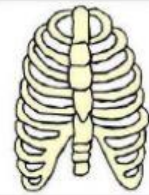


sip

1.



2.



3.



4.



5.



Example:



six

1.



2.



3.



4.



5.

