



















LETTER F LETTER Ff


Exercise 1. Circle the pictures whose names begin with the letter F.



Exercise 2. Circle the right picture.

| | | | |
|----|---|---|---|
| Aa |  |  |  |
| Bb |  |  |  |
| Cc |  |  |  |
| Dd |  |  |  |
| Ee |  |  |  |
| Ff |  |  |  |

Exercise 3. Circle the right letter.



F A



E B



A F





D B


C E

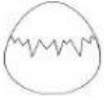
C F


Exercise 4. Look and tick (✓) or (×)


Aa 


Ee 


Aa 


Ff 

Ee 













Ff 

Bb 

Ff 

Dd 

Exercise 5. Listen and choose.

| | | | |
|--|---|--|---|
| |  |  |  |
| |  |  |  |
| |  |  |  |
| |  |  |  |

Teacher: Nguyen Thi Thuy