












School: Primary School Name: Class:			THE FIRST TERM TEST Subject: English 3 Time: 40 minutes		
Skill:	Listening	Reading	Writing	Speaking	Total
Mark:					
Comments:					

LISTENING (20 minutes)

PART 1: Question 1 – 4: Listen and tick. There is one example (1pt)

0. A. <input type="checkbox"/> 	B. <input checked="" type="checkbox"/> 
1. A. <input type="checkbox"/> 	B. <input type="checkbox"/> 
2. A. <input type="checkbox"/> 	B. <input type="checkbox"/> 
3. A. <input type="checkbox"/> 	B. <input type="checkbox"/> 
4. A. <input type="checkbox"/> 	B. <input type="checkbox"/> 

PART 2: Question 1 – 4: Listen and match. There is one example. (1 pt)



0
1
2
3
4

PART 3: Question 1 – 4: Listen and number. There is one example. (1 pt)



PART4: Question 1– 4: Listen and complete. There is one example. (1 pt)

0. What's your name? - My name's Huong.

1. A: What's your hobby?

B: It's.....

2. A: Is this our

B: Yes, it is.






3. A: May I

B: Yes, you can.

4. I have a

READING (10 minutes)

PART 1: Question 1- 4: Look, read and circle the correct answer. There is one example. (1pt)

<p>0. A: Do you have a.....?</p> <p>B: Yes, I do.</p> <p>a. ruler b notebook c. eraser</p>	
<p>1. A: Is this our.....?</p> <p>B: Yes, it is.</p> <p>a. computer room b. gym c. school</p>	
<p>2. A: What colour are</p> <p>B: They're black.</p> <p>a. ruler b. school bag c. school bags</p>	
<p>3. A: What's your hobby?</p> <p>B: I like.....</p> <p>a. cooking b. singing c. dancing</p>	
<p>4. A: What do you do at break time?</p> <p>B: I play.....</p> <p>a. badminton b. volleyball c. football</p>	

PART 2: Question 1- 4: Read and complete. There is one example (1pt)

<p>I am in my (0) <u>classroom</u> now. This is my school bag.</p> <p>It is (1)..... I (2).....an English book, a pen, a pencil, a ruler and a notebook. It (3)..... break time now. I play (4)..... at break time.</p>	<div>basketball</div> <div>brown</div> <div>is</div> <div>have</div>
---	--

WRITING (10 minutes)

PART 1: Question 1- 3: Look at the picture and complete the sentences. There is one example. (0,75 pt)

Example: 0. This is Lucy



1. Touch your



2. I'myears old.



3. This is my..... It is black.



PART 2: Question 1- 3: Reorder the words to make a correct sentence. There is one example. (0,75 pt)

0. Huong / My / is/ name.
=> My name is Huong.

1. break / plays / Mary / basketball /time. / at /

=>

2. old. / eight / years / am / I /

=>

3. and / My/ school bag / black / is / white /

=>

PART 3: Question 1- 2: Write the missing letter. There is one example. (0,5 pt)

		
0. ru <u>l</u> er	1. l_br_ry	2. t_bl_ te_nis

SPEAKING TEST (2pts)

Greeting and test taker's name check.

The teacher says: "My name is *Huong*. It's nice to talk to you today."

PART 1: Interview (0,75pt)

Teacher asks 3 questions/ 1 student. These questions are related to personal information

Example:



1. What's your name?
2. How old are you?
3. How are you today?
4. What's this?
5. What's your hobby?
6. What do you do at break time?
7. Do you have a pencil/ a pencil case/ a notebook...?
8. What colour is your schoolbag/ ruler/ pen...?

PART 2: Look, point and say (0.75pt)

Teacher shows 2 flashcards/1 question. Student listens to the teacher, points to the flashcard and says. Teacher asks 3 questions/ 1 student.

Example:


Flashcard 1	Flashcard 2
	
<p>Teacher: What do you do at break time?</p> <p>⇒ Student points to flashcard 1 and says: <i>I play badminton.</i></p>	

Flashcard 1	Flashcard 2
	
Teacher: What's your hobby? ⇒ Student points to flashcard 1 and says: <i>I like painting./ It's painting.</i>	
Flashcard 1	Flashcard 2
	
Teacher: Open your.....! ⇒ Student points to flashcard 2 and says: <i>Open your mouth!</i>	

PART 3: Let's talk (0,5)

Teacher shows one picture and cues. Student uses the cues to talk about the picture.

The teacher says: "Now you have 30 seconds to look at this picture and say."

	<p><u>Example:</u></p> <ol style="list-style-type: none"> 1. I/ in the park. 2. I / cooking, running, walking, painting.
--	---

That's the end of the speaking test. You did a great job. Thank you.

.....The end.....