











SỞ GIÁO DỤC VÀ ĐÀO TẠO THANH HÓA  
TRUNG TÂM NGOẠI NGỮ QUỐC TẾ LET'S GO

ÔN TẬP UNIT 4

LISTENING

PART 1

Listen and number. There is one example.

 <input type="text"/>	 <input type="text"/>	 1 <input type="text"/>	 <input type="text"/>
 <input type="text"/>	 <input type="text"/>	 <input type="text"/>	 <input type="text"/>

PART 2

Listen and circle. There is one example.



## READING PART 1

Look, read and draw lines. There is one example.

1.



He's a teacher.

2.



She's a nurse.

3.



He's a farmer.

4.



They're firefighters.

## PART 2

Look, read and circle. There is one example.

Example:



a doctor

a student

1.



a taxi driver

a doctor

2.



engineers

teachers

3.



a teacher

a cook

### PART 3

Look, read and put a tick (✓) Yes or No. There is one example.

Example:

He's a doctor.



Yes ☐

No ☒

1. Is he a farmer?



Yes ☐

No ☐

2. Are they nurses?



Yes ☐

No ☐

3. Is she a salesclerk?



Yes ☐

No ☐

### WRITING PART 1

Look and write. There is one example.

Example:

She's a doctor.



1. They're .....



2. She's a .....



3. Are they dentists?

.....



## PART 2

Order the words. There is one example.

Example:

are

Who

they

?

Who are they?

1.

is

police

a

He

officer

.

2.

are

They

students

.

3.

pilots

Are

they

?