

Section A

Choose the correct answer.

1	<p>10 more than 560 is _____</p> <p>(1) 460</p> <p>(2) 550</p> <p>(3) 570</p> <p>(4) 660</p>
2	<p>Three hundred and sixty-seven written in numbers is _____</p> <p>(1) 366</p> <p>(2) 367</p> <p>(3) 376</p> <p>(4) 377</p>
3	<p>470, 490, <input data-bbox="592 1534 852 1632" type="text"/>, 530, 550</p> <p>The missing number in the box is _____</p> <p>(1) 480                      (3) 500</p> <p>(2) 491                      (4) 510</p>

4

8 hundreds + 17 tens + 6 ones = \_\_\_\_\_

(1) 823

(3) 967

(2) 876

(4) 976

5

What is 100 more than 263?

(1) 264

(3) 363

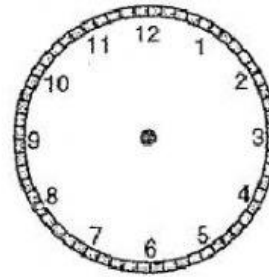

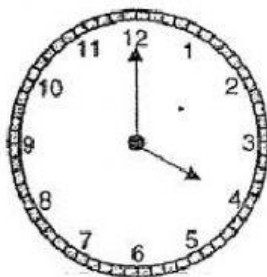
(2) 273

(4) 463

### Section B

1 Fill in the blanks.

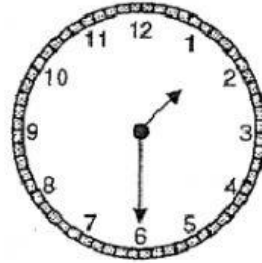

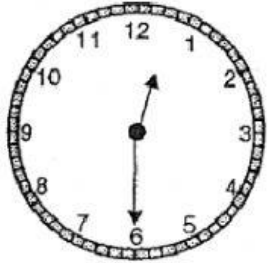
May started her piano lesson at 4.00 p.m.  
Her lesson lasted for half an hour.  
What time did her piano lesson end?



Her piano lesson ended at \_\_\_\_\_ p.m.

2

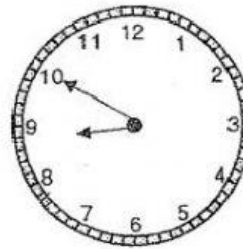

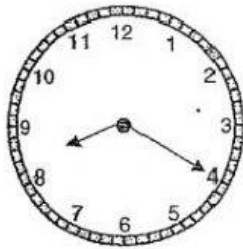
Salim's soccer practice starts at 12.30 p.m. and ends at 1.30 p.m.  
How long did his soccer practice last?



His soccer practice lasted for \_\_\_\_\_ hour.


3

John cycled from his house to the library.  
He left his house at 8.20 a.m. and reached the library at 8.50 a.m.  
How long did John take to cycle from his house to the library?



John took \_\_\_\_\_ minutes to cycle from his house to the library.

The graph below shows the types of sports enjoyed by Primary 2 students in Sunny Primary School.



- \_\_\_\_\_ students enjoy swimming.
- \_\_\_\_\_ is the least popular sport.
- More students enjoy \_\_\_\_\_ than cycling.
- As many students enjoy \_\_\_\_\_ as \_\_\_\_\_.
- A total of \_\_\_\_\_ students enjoy swimming and jogging.
- \_\_\_\_\_ fewer students enjoy gymnastics than jogging.
- A total of \_\_\_\_\_ students took part in the survey altogether.