UNIT 2: SHAPES

Task 1 Look and read. Draw lines.

WHAT SHAPE IS IT ?

 a	1. It's a rectangle. 2. It's a square . 3. It's a circle. 4. It's a triangle.	 c
b		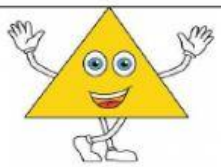 d

Task 2 Leave one out.

squaire

cirrcle



triaengle

rectansgle

penguine

pquestion

LIVEWORKSHEETS

Task 3 **Look , read and tick or cross .**

1.The face is square. ☐

2. The Legs are triangle. ☐

3. The arms are rectangle. ☐

4. The nose is circle. ☐

5. The mouth is triangle. ☐

Task 4 **Look and read . Put a tick in the box.**

 1.a. I have a pen. ☐ b. I have a book. ☐	 2.a. This is an octopus. ☐ b. This is a penguin. ☐
 3.a. It's a square ☐ b. It's a circle. ☐	 4.a. It's a triangle. ☐ b. It's a rectangle . ☐

LIVEWORKSHEETS

 5.a. This is a queen. ☐ b. This is a boy. ☐	 6.a.I have an apple. ☐ b.I have a question. ☐
 7.a. It's a triangle. ☐ b. It's a heart. ☐	 8.a. It's a diamond. ☐ b. It's a square. ☐

Task 5 **Look, read and number.**



1. It is a circle.
2. This is a queen.
3. It's a circle.
4. This is a penguin.

Task 6 **Look and circle the right pictures.**

LIVEWORKSHEETS

1 Qq	a	b
2 Tt	a	b 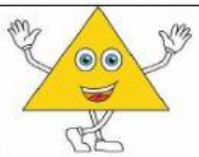
3 Pp	a	b
4 Ss	a	b
5 Oo	a	b
6 Rr	a	b 
7 Qq	a	b
8 Pp	a 	b

LIVEWORKSHEETS

Task 7 Read and circle the correct pictures.

1.question	a	b	c
2.pen	a	b 	c
3.square	a	b	c
4.rectangle	a	b	c
5.circle	a	b	c
6.Queen	a	b 	c
7.happy	a	b	c
8. triangle	a 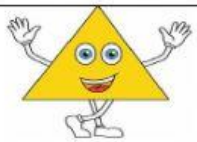	b	c

LIVEWORKSHEETS

Task 8 Match the pictures with the shapes.

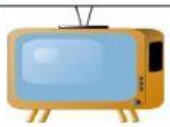		
		

Task 9 Look and trace. Complete the words.

1.		a. ……riangle
2.		b. s……uare
3. 		c. circl……
4.		d. r……ctangle

LIVEWORKSHEETS

Task 10 Look and write the missing letters.

e a

t c p u s i

c i r c l ☐ 1. 	☐ e n 2.
 3. q ☐ e e n	 4. s q u ☐ r e
 5. ☐ r i a n g l e	 6. r e ☐ t a n g l e
 7. q u e ☐ t i o n	 8. p e n g u ☐ n

LIVEWORKSHEETS

Task 11 **Look and put the words in order.**

1. is/ a / This / queen/	
2. I / question/ have/ a/	
3. a/ triangle / It's/	
4. is/ a / This/ penguin/	
5. What / is / shape/ it / ?	
6. Is / circle/ it/ a/ ?	
7. a / rectangle / It/ is /	

LIVEWORKSHEETS