



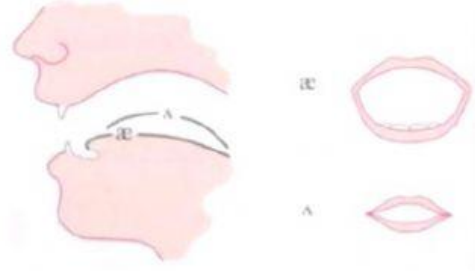
/ʌ/ cup 

1 First say /æ/

Now listen to /ʌ/ 

Look at the mouth picture.

Listen to /æ/ and /ʌ/ repeat. 



2 Listen to the words and repeat: 

	SOUND 1	SOUND 2	
	/æ/ <b>cap</b>	/ʌ/ <b>cup</b>	
	<b>hat</b>	<b>hut</b>	
	<b>cat</b>	<b>cut</b>	
	<b>fan</b>	<b>fun</b>	

3 Look at the pairs of sentences. Listen and tick ✓ the sentences you hear. 

- |  |   |
|--|---|
| EXAMPLE: a) Is this your cap? <input type="checkbox"/> | Is this your cup? <input type="checkbox"/>        |
| b) Look at that little hat. <input type="checkbox"/>   | Look at that little hut. <input type="checkbox"/> |
| c) That's a very bad cat. <input type="checkbox"/>     | That's a very bad cut. <input type="checkbox"/>   |
| d) It's a fan shop. <input type="checkbox"/>           | It's a fun shop. <input type="checkbox"/>         |

4 Listen to the words and repeat: 

Boys' names	Girls' names	Surnames
Sam	Anne	Love
Dan	Karen	Young
Jack	Pasty	London
Andrew	Sally	Mundy
Patrick	Hannah	

5 Look and listen to the names again. Every time you hear /ʌ/ write /ʌ/.

EXAMPLE: Love

/ʌ/

6 Listen to the words and repeat: 

son  
uncle

mother  
cousin

brother  
grandson

husband  
grandmother

7 Listen to the words in Exercise 6 again. Identify every /ʌ/ sound.