




# GRADE 1- FIRST TERM TEST



Full name :.....	Mark
School :	
Class :	

## PART 1 LISTENING

**Task 1** Listen and circle.

<p><b>1.</b></p> <div style="text-align: center;">  </div>	<p><b>2.</b></p> <div style="text-align: center;">  </div>	<p><b>3.</b></p> <div style="text-align: center;">  </div>
a. it's red	1. It's white.	a. It's my food.
b. It's pink.	2. It's blue.	b. it's a flower.





**Task 2** Listen and tick or cross.

		
<p><b>1.</b></p> <div style="text-align: center; margin-top: 10px;"> <input style="width: 50px; height: 30px; border: 1px solid black;" type="checkbox"/> </div>	<p><b>2.</b></p> <div style="text-align: center; margin-top: 10px;"> <input style="width: 50px; height: 30px; border: 1px solid black;" type="checkbox"/> </div>	<p><b>3.</b></p> <div style="text-align: center; margin-top: 10px;"> <input style="width: 50px; height: 30px; border: 1px solid black;" type="checkbox"/> </div>

## Part 2 Reading and Writing







**Task 1** Look and read. Draw lines.

 <p><b>a</b></p>	<p>1. It's a red apple.</p> <p>2. This is my brother.</p> <p>3. It's a pencil .</p>	 <p><b>c</b></p>
 <p><b>b</b></p>	<p>4. You're welcome.</p>	 <p><b>d</b></p>



**Task 2** Look and read . Put a tick in the box.





 <p>1. a. This is my nose. <input type="checkbox"/></p> <p>b. This is my body. <input type="checkbox"/></p>	 <p>2. a. This is my ant. <input type="checkbox"/></p> <p>b. This is my father. <input type="checkbox"/></p>
 <p>3. a. This is an elephant. <input type="checkbox"/></p> <p>b. This is a monkey. <input type="checkbox"/></p>	 <p>4. a. I like flowers. <input type="checkbox"/></p> <p>b. I like birds. <input type="checkbox"/></p>

**I LEARN SMART START 1**






Task 3 Look and write the missing letters.

**d p i l**

<p>y e <input type="text"/> l o w</p> 	<p>d o <input type="text"/> s</p> 
<p>f a m <input type="text"/> l y</p> 	<p>c a <input type="text"/></p> 



Task 4 Look and put the words in order.

<p>1. It's / flower/ a/ pink/ . .....</p>	
<p>2. My/ body/ This / is/ . .....</p>	
<p>3. monkeys./ I / like / .....</p>	
<p>4. my/ This/ is / arm/ . .....</p>	