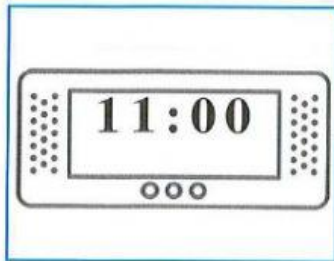




Listening

PART 1 Questions 1-5

For each question, choose the correct picture.

1. What time is the man's plane leaving?

**A****B****C**

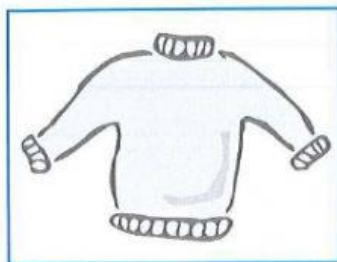
2. How much does their meal cost?

**A****B****C**

3. What type of house is the woman looking for?

**A****B****C**

4. What does the man need to buy?



A




B



C

5. What was the weather like at the weekend?



A



B



C

Listening Part 1 Exam Tips

- Read the question and then look at the three pictures.
- During the first listening, listen for information that goes with the pictures and then choose the correct answer.
- When you hear the listening the second time, read the question again and make sure that your answer is correct.
- When one of the speakers makes a suggestion, you should try to understand if the other speaker agrees or not.
- There are different ways to talk about time. You need to learn these different ways. (eg. 'a quarter past ten' is the same as 'ten fifteen'.)

PART 2 Questions 6-10

For each question, write the correct answer in the gap. Write ONE WORD or a number or a date or a time.

You will hear a teacher talking to a group of students about a trip.

Class Trip

When: *Tomorrow*
 Where: (6) the Museum
 Time we leave: (7) a.m.
 Meet at the: (8)
 Bring: (9)
 Cost: (10) £

Listening Part 2 Exam Tips

- First, read and listen to the instructions. During the pause, read the title and the questions to find out what it is about.
- Now, read the notes carefully before listening. Look at the words just before and after each gap. Think what kind of information you need to write in each one.
- Here, you will need to listen for names, days, dates, places, phone numbers, websites and times. Read the notes carefully before listening so that you know what you should listen for.
- During the first listening, listen for any information that goes with the text and write it down.
- During the second listening, check again that your answers are correct.
- If a word is spelt out in the listening, make sure that you write it correctly on your answer sheet.
- Finally, make sure that you spell all the words correctly.

PART 3 Questions 11-15

For each question, choose the correct answer.

You will hear Lee talking to his friend Paula about going to the cinema.

- 11 Who has already been asked to go to the cinema with Lee?
 A his friend Sarah
 B a member of his family
 C his friends from basketball
- 12 Where did Lee get the tickets?
 A A friend from school gave them to him.
 B He won them in a competition.
 C He got them on the Internet.
- 13 What do they have to pay for?
 A snacks
 B fizzy drinks
 C sweets
- 14 They are going to see
 A a film about two people in love.
 B a new film full of action.
 C a really funny film.
- 15 What time does Paula think they should meet?
 A half an hour before the film
 B an hour before the film
 C one and a half hours before the film

Listening Part 3 Exam Tips

- Read the instructions in order to find out what the conversation is about.
- During the first listening, listen to what the conversation is about and choose the best answer for each question.
- When you listen again, check all your answers carefully.
- Synonyms, as well as Antonyms (words that have the opposite meaning) are important here, because the words in the listening text are often different from the words that you read in the questions.

PART 4 Questions 16-20

For each question, choose the correct answer.

- 16 You will hear a woman talking to her friend about her new car. Why did she sell her last car?
- A It was old.
 - B It couldn't be repaired.
 - C It was slow.
- 17 You will hear two friends talking about the man's future plans. What is the man going to do?
- A learn a language
 - B do sports
 - C get a job
- 18 You will hear a couple talking about a video. What's the video of?
- A a birthday party
 - B a summer holiday
 - C a swimming competition

Listening Part 4 Exam Tips

- First, read each question and then the possible answers.
- Then, listen to each recording, to find out what the conversation is about and choose the best answer for each question.
- Use the second listening to check that you have chosen the correct answer.
- In some questions, you should listen for the main topic, or the most important idea. Try to think about everything you hear. What does the person really mean?
- Finally, remember that in Part 4 the possible answers are **not always in the same order** as the information in the script.

- 19 You will hear a woman calling a friend. What's her problem?
- A She got lost.
 - B She didn't call Harry.
 - C She is going to be late.
- 20 You will hear a woman talking to her friend about a present. What did she get?
- A shoes
 - B clothes
 - C jewellery

PART 5 Questions 21-25

For each question, choose the correct answer.

You will hear Sam talking to her friend Paul about a play. What will each person help with?

Example

0 Sam

C

People		Help with
21 Marco	<input type="checkbox"/>	A clothes
22 Mary	<input type="checkbox"/>	B actors
23 Robert	<input type="checkbox"/>	C lights
24 Ivanna	<input type="checkbox"/>	D dancers
25 Diego	<input type="checkbox"/>	E instruments
		F photographs
		G tickets
		H singers

Listening Part 5 Exam Tips

- First, read the instructions. Then, read the questions and think about what the conversation is about.
- The words in the first list can be people, days of the week, buildings, places, countries, towns, books, films, etc
- The words in the second list are from the same set of words (for example: *food, toys, colours, feelings, adjectives that describe situations, activities, etc*).
- Remember that in the second list, the words you hear are sometimes not the same as the words you read. For example, you might not hear the word *funny* but, instead, you may hear: *(it made me) laugh*.
- During the first listening, find out what the conversation is about and choose the best answer for each question.
- Listen to the conversation again and check all your answers carefully.
- Finally, in case you do not know for sure what the correct answer is (in any part of the test), make sure you write an answer anyway.