Name: ..... **YLE Practice** **Date:**.....

Topic 9 – Transportation

HOMEWORK

A – LISTENING

PART 1: Listen to Lucy and tick (✓) or cross (✗).

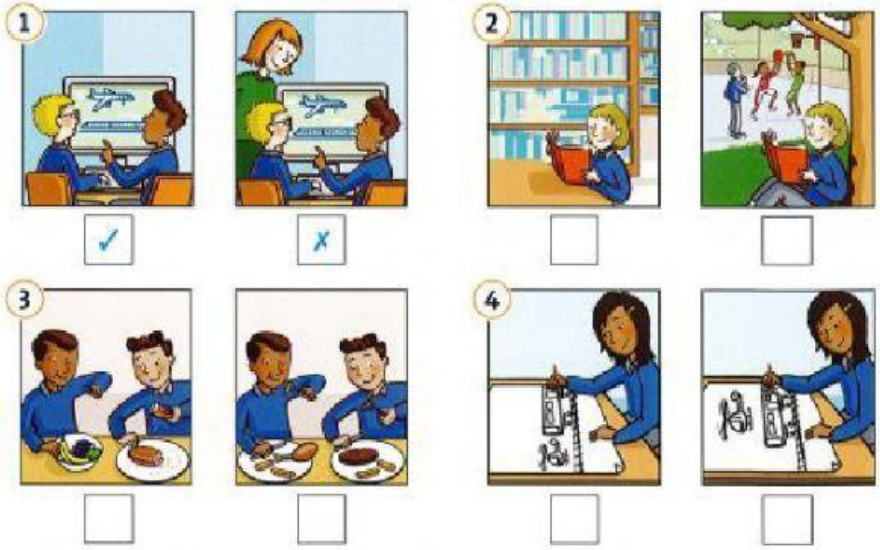

PART 2: Listen tick (✓) the box.

What is Pat wearing today?



A ☐ B ☐ C ☑

1 Which boy is Bill?



A ☐ B ☐ C ☐

2 Which sport is Sam playing?



A ☐ B ☐ C ☐

3 What is Tom doing?



A ☐ B ☐ C ☐

4 Where is Mum?



A ☐ B ☐ C ☐

5 How does Alex come to school?



A ☐ B ☐ C ☐

LIVEWORKSHEETS

PART 3: Listen and draw lines. There is one example.

Jill Pat Dan Eva



Hugo May Matt

LIVEWORKSHEETS

B – READING AND WRITING

PART 1: Look and write a number next to the word.



Example



c a r

1



_ _ _ _

2



_ _ _ _ _

3



_ _ _ _ _

4



_ _ _ _ _ _ _ _ _

5



_ _ _ _ _ _ _ _ _

PART 2: Look at the picture. Make 10 words with these letters.

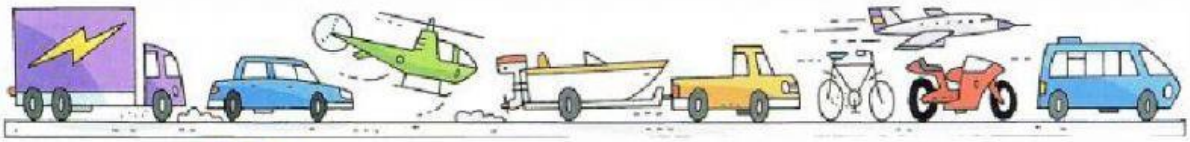



b _ _ _
b _ _ _ _
p _ _ _ _ _
t _ _ _ _ _
s _ _ _
m _ _ _ _ _ _ _ _ _
h _ _ _ _ _ _ _ _ _

c _ _ _
b _ _ _ _
t _ _ _ _ _
l _ _ _ _

LIVEWORKSHEETS

PART 3: Look and write numbers next to the words.



a motorbike	8	a bus		a lorry	
a car		a train		a ship	
a helicopter		a bike		a plane	

LIVEWORKSHEETS

Part 4: Read this. Choose a words from the box. Write the correct word next to numbers 1-5.



A school bus

A school bus is big and long. A ..man.. or a woman drives it. In the morning you see lots of school buses in the (1) ..... with cars, bikes and (2) ..... . The bus stops next to the children's (3) ..... or flats. The children sit in the bus and put their (4) ..... on the floor. The bus goes to the school and then its (5) ..... opens and the children run to their classrooms!

Example


man


door


cow


street


houses


bags


lorries


hand

Part 5: Look at the picture. Read the questions and write answers.



Examples

How many children are there? ..2..

What are the children riding? their ..bikes..

1 How many birds can you see? .....



2 Where are the children now? at the .....

3 What is the woman driving? a .....



4 What is the boy painting? a .....

5 What is the girl doing? .....

LIVEWORKSHEETS