Wonderland English Center Mrs - Huyen

Name: ..... Final Test

Listening

1. Listen and tick ✓

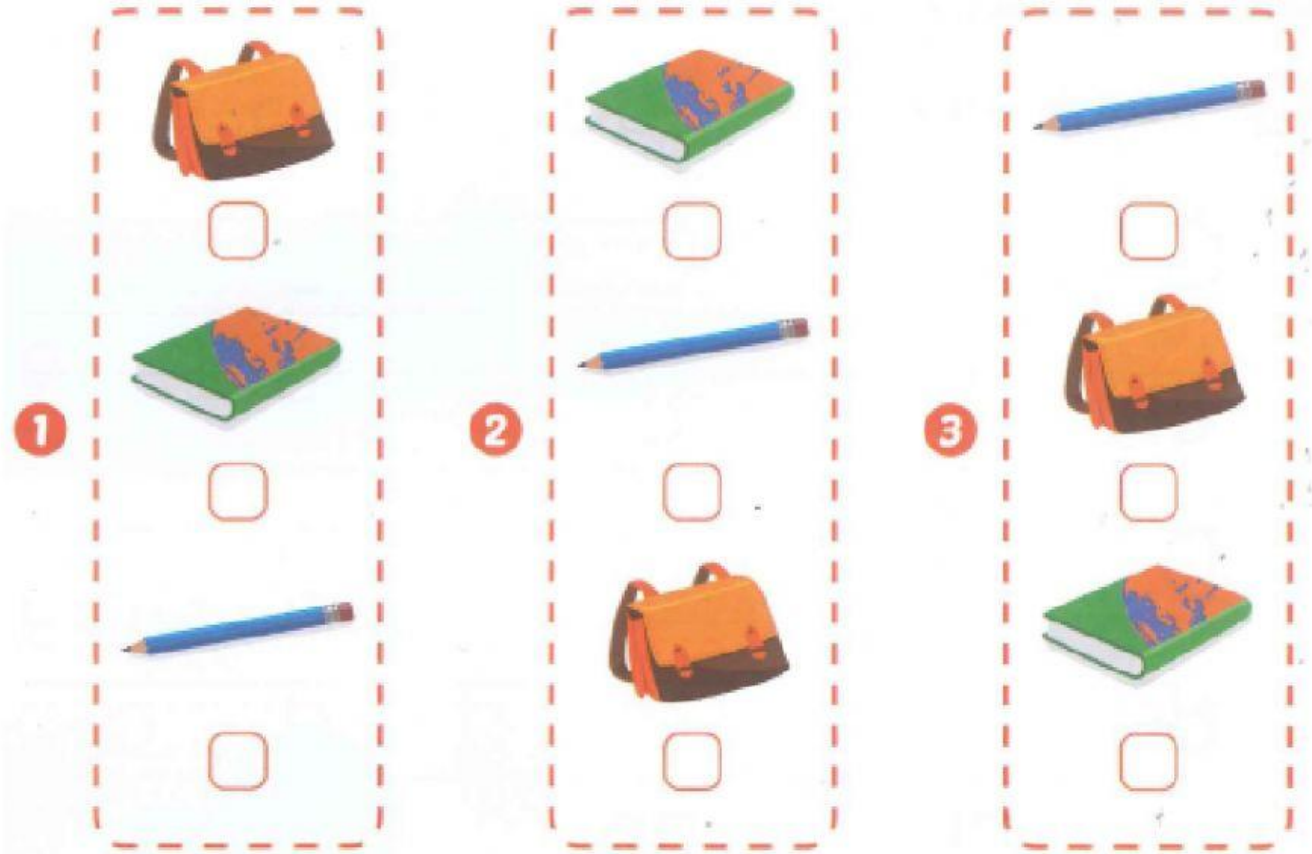

2. Listen and put a ✓ or ✗



LIVEWORKSHEETS

3. Listen, color and draw lines

1 

2

3

4

It's red.

It's yellow.

It's blue.

It's pink.

READING

PART 1

3 questions (0.75pt)

Read and draw lines. There is one example.

Listen.

1. This is my mother.

2. It's a door.

3. I like dogs.

LIVEWORKSHEETS

PART 2

4 questions (1pt)

Look, read and circle. There is one example.

Example:



Hello, Kim Goodbye, Kim.

4.

Stand up. Sit down.

5.

That's OK. You're welcome.

6.

That's OK. Nice to meet you.

PART 3

3 questions (1.5pts)

Look, read and put a tick (√) or a cross (×) . There is one example.

Example:

Listen. √

Stand up. ×

8.

This is a girl. ☐

LIVEWORKSHEETS

9.

It's a white flower. ☐

10.

Touch your leg. ☐

WRITING
PART 1

3 questions (0.75pt)

Order the letters. There is one example.

Example

d e r | red

1.

a h t e f r | _ _ _ _ _ _

2.

n e o y m k | _ _ _ _ _ _

3.

p a h e t e n | _ l _ _ _ _ _ _

PART 2

2 questions (1pt)

Order the words. There is one example.

Example

a | pencil | It's

It's a pencil.

4. a | It's | bag | yellow

_____

5. is | brother | This | my

_____

LIVEWORKSHEETS