

# Simple Machines

Drag and drop the term to the correct picture it matches.

Lever

Wheel & Axle

Pulley

Inclined Plane

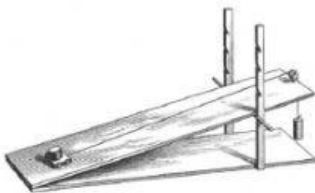
Screw

Wedge















Matching: Draw a line from the term to the matching definition.

Lever

A bar that is free to pivot

Pulley

An inclined plane that moves

Inclined Plane

Sloped surface used to raise objects

Wheel & Axle


An inclined plane that rotates
















Wedge

A rope wrapped around a wheel

Screw

A larger circle joined with a smaller circle

 Determine if work is being done in the following pictures.

 Example	 Direction of force	 Direction of motion	 Doing Work?
			
			
			
		No motion	