








# LESSON 3


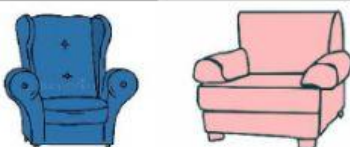




## Ex 1: Complete



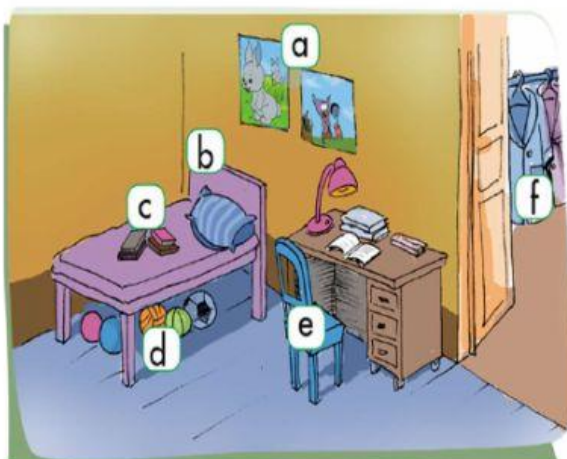
## Ex 2: Write There is / There are

 <p>..... phones.</p>	 <p>..... mirrors.</p>
 <p>..... a cupboard.</p>	 <p>..... radios.</p>
 <p>..... a picture.</p>	 <p>..... an armchair.</p>

## Ex 3: Look and complete

 <p>..... a camera.</p>	 <p>There are .....</p>
 <p>..... a clock.</p>	 <p>There is a .....</p>
 <p>There are .....</p>	 <p>..... a cake.</p>

**Ex 4: Look and write**



- a. There are .....
- b. There .....
- c. ....
- d. ....
- e. ....
- f. ....

**Ex 5: Answer about you**

What are there in your room?

- .....

What is there in your room?

- .....

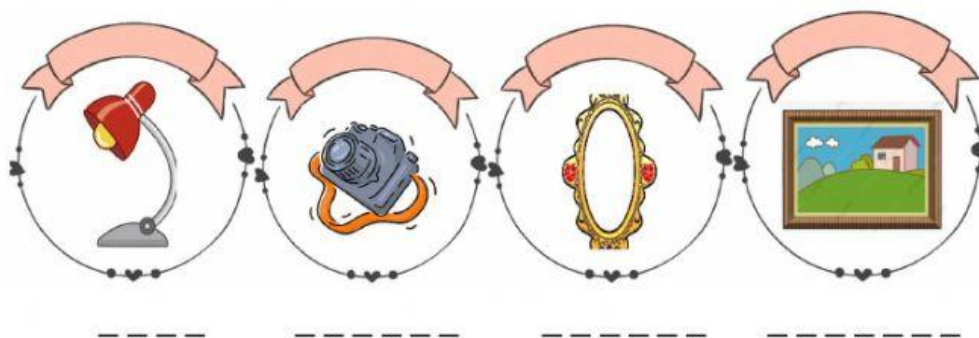
**Ex 6: Look, read and write Yes/ No**



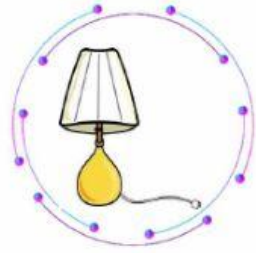
- a. There is a ball. ....
- b. There are books on the bed. ....
- c. There are bookcases. ....
- d. There is a cat under the bed. ....
- e. There is a guitar. ....
- f. There are chairs. ....



**Ex 1: Complete**



## Ex 2: Match



a

i

## Ex 3: Circle



a e i



a e i



a e i



a e ea



oo oy i



e ea er



oo oy i



are ea er



Ex 1: Match

beach blossoms

sweets

Banh Chung

five – fruit – tray



Ex 2: Find the word, write and number

lantern five fruit trays sweets peach blossoms

1.....

2.....

3.....

4.....

5.....

