


Jim and the Beanstalk

By Raymond Briggs



1 Match the words to the pictures.

a.



b.



c.



d.



h.



e.



f.




g.



1. castle
2. glasses
3. coin
4. wig
5. beanstalk
6. measure tape
7. teeth
8. axe

Jim and the Beanstalk

By Raymond Briggs



2 Match the words to the definitions.

1. castle

2. glasses

3. coin

4. wig

5. beanstalk

6. measure tape

7. teeth

8. axe

a) It is made of metal. We use it to buy things.

b) We use it to find out how long or wide something

c) We use these to help us to eat.

d) We use it to cut trees.

e) We put it on our head.


f) It is a very big, stone building where rich people live.

g) It is a tall green plant.

h) We use them to see better.

Jim and the Beanstalk

By Raymond Briggs




3 Put the pictures in the correct order as they appear in the story.

1



Jim and the Beanstalk

By Raymond Briggs




4 Tick (✓) the sentences that are true, cross (X) the sentences that are false.

- a) The name of the boy in the story is Jim. ✓
- b) The giant is very young. ☐
- c) The giant has a lot of teeth. ☐
- d) The giant cannot see very well. ☐
- e) The giant has a lot of hair. ☐
- f) Jim goes to the optician's to buy the giant a pair of glasses. ☐
- g) Jim goes to the supermarket to buy the giant teeth. ☐
- h) Jim goes to the hairdresser's to buy the giant a wig. ☐
- i) The giant gives Jim 6 gold coins to buy the glasses, teeth and wig. ☐
- j) The giant is very happy with his teeth, glasses and wig. ☐
- k) The giant sends Jim a thank you letter. ☐

Jim and the Beanstalk

By Raymond Briggs



- 5** Complete the giant's letter to Jim at the end of the story. Use the words from the box to help you.

glasses	giant	you
teeth	wig	Jim

Dear 1) _____ ,

Thank 2) _____ for the

3) _____ , the 4) _____ and

the lovely 5) _____ .

Your friend,

the 6) _____ .