







Unit 5: Free time activities


Lesson 2


Exercise 1: Look and write the missing words.


1. 	2. 	3. 	4. 	5. 
__ ig __ r	__ __ brella	unc __ __	__ o __	t __ __

Exercise 2: Look and write:


a.  itgre




b.  brumelal


c.  enclu




d.  pto


Exercise 3: Circle the pictures that begin with the given letter.




















Exercise 4: Look and read. Put a tick (✓) or a cross (✗) in the box.

<p>a</p>  <input type="checkbox"/> <p>This is my umbrella.</p>	<p>b</p>  <input type="checkbox"/> <p>I can see a tiger.</p>	<p>c</p>  <input type="checkbox"/> <p>I can see a top.</p>	<p>d</p>  <input type="checkbox"/> <p>This is my mother.</p>
---	---	---	---


Exercise 5: Look, read and number

- 1 I can see a tiger.
- 2 I can see a top.
- 3 This is my umbrella.
- 4 This is my uncle.



Exercise 6: Circle the correct beginning sound of each picture.

1



r	s	t
---	---	---

2




t	u	v
---	---	---

3



q	s	u
---	---	---

4



t	o	p
---	---	---

Teacher: Nguyen Thi Thuy