Part 1: Fill in the blanks with the words from the box. There is one example. (3 points)

map	preserve	scale	protect	***compass***	key	heritage

Example: A ***compass*** tells us which way is north and where to find east, south, and west.

1. We learn _____ skills to gain the ability to extract information from print, digital and interactive maps.
2. Every map has its _____ printed on the front.
3. To _____ means to keep someone or something from being harmed or lost.
4. The traditions, achievements, and beliefs that are part of the history of a group of people are called _____.
5. There will usually be a _____ next to the map to tell you what the symbols mean.
6. To _____ means to keep something in its original state or in good condition.

Part 2: Write the names of the countries where these UNESCO Heritage Sites below located. There is one example. (2 points)

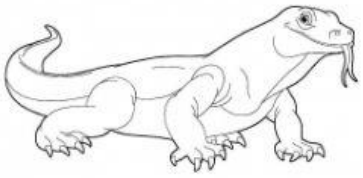

Indonesia

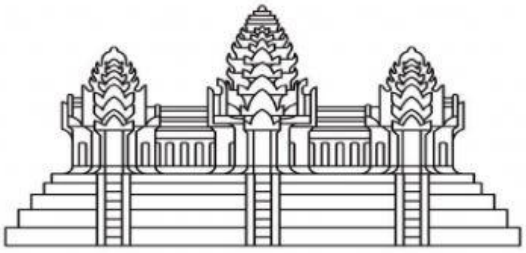

a. _____

LIVEWORKSHEETS



b. _____

c. _____

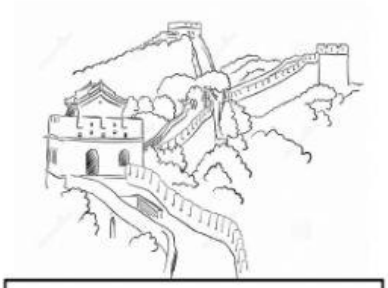

d. _____

Part 3: Match the countries with the heritage sites. Draw a line to connect the boxes. There is one example. (1.5 points)

Vietnam	Historic City of Ayutthaya
Thailand	Bagan
Cambodia	Angkor
Myanmar	***Ha Long Bay***

Part 4: Look at the map and answer the following questions. There is one example. (2.5 points)

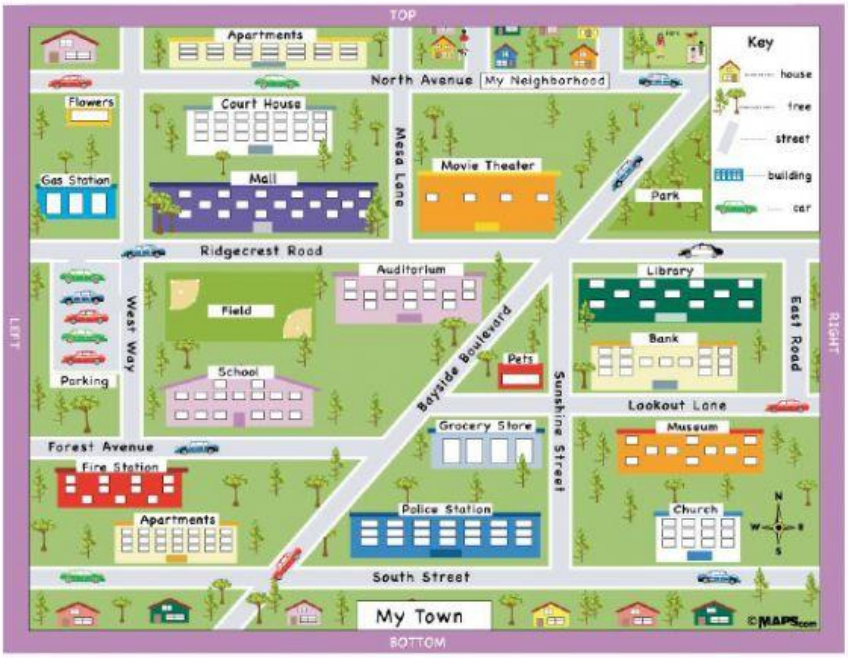

Example: *Where is the parking lot? -> **West Way***

LIVEWORKSHEETS

1. What building is opposite the pet store?

   _____

2. Name two buildings are on Ridgecrest Road.

   _____

3. Where can people pray? What street does it locate?

   _____

Part 5: Answer the question. (1 point)

Which UNESCO Heritage Sites do you want to travel to? Why?

_____

LIVEWORKSHEETS