



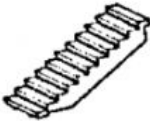





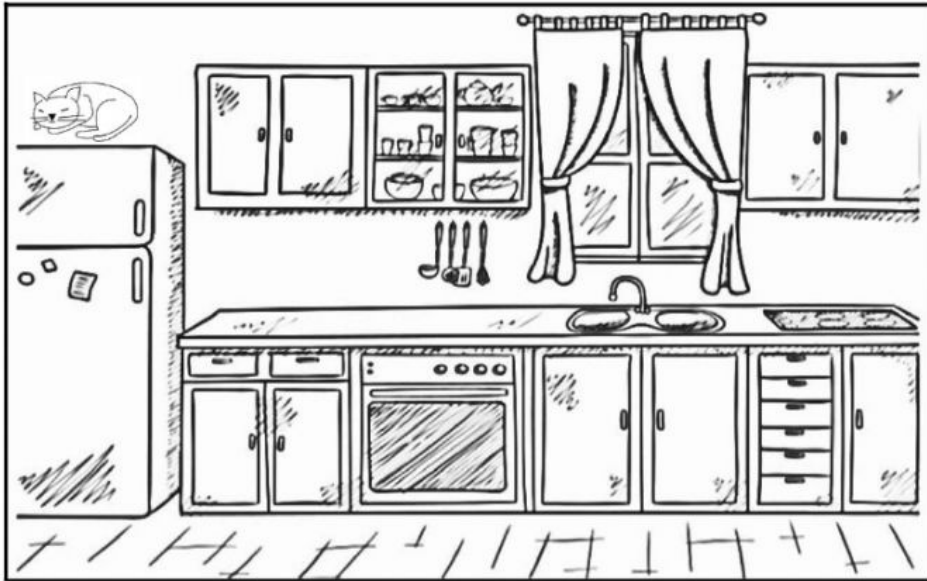
PRACTICE WORKSHEET

I. Look and read. Choose the correct words and write them on the lines. There is one example.

			
a fridge	a microwave	a fireplace	a shower
			
stairs	an armchair	a sink	a phone

0. You use it to wash your body in the bathroom.a shower.....
1. You sit on it in the living room.
2. You put food and vegetables in it and keep them cold.
3. You can use it to call your friends.
4. You wash the dishes in it.
5. It's in the wall of a room and you can burn inside it to warm in winter.

II. Look and read. Write *Yes* or *No*. There are two examples.



Examples

0. There is a window.Yes.....
00. It's in the bedroom.No.....

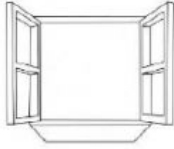
Questions

1. The sink is next to the door.
2. The cat is on the fridge.
3. The cooker is between the windows.
4. There is a microwave in the kitchen.
5. The phone is in front of the fireplace.


III. Look at the pictures. Look at the letters. Write the words.
There is one example.

Example

0.



w i n d o w



Questions

1.






2.





3.





4.






5.





IV. Read this. Choose a word from the box. Write the correct word next to numbers 1-5. There is one example.

My bedroom

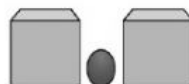


This is my (0)bedroom..... It's small and cute. There is a (1) in front of the toy's shelves. There are three (2)on the wall. Can you see a ball? It's (3)the bed and the toys shelves. I and my brother like playing with it. There is a (4) above the bed. There is a rabbit under the (5) I love my bedroom so much.

Example



bedroom



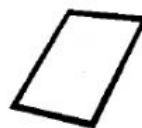
between



bookshelf



window



rug



photos

