

Test 3


Reading and Writing

Part 1

– 5 questions –

Look and read. Put a tick (✓) or a cross (X) in the box.
There are two examples.

Examples



These are shoes.



This is a keyboard.



Questions


1



This is a kite.




2



These are crayons.

☐


3



This is a lemon.

☐


4



This is a spider.

☐

5



These are ships.

☐

Part 2

– 5 questions –

Look and read. Write **yes** or **no**.



Examples

The boy and girl are waving.

yes

Some birds are sitting in a tree.

no

Questions

1 The man with black hair is taking a photo.

2 The door of the house is open.

3 A baby is playing with his toys.

4 The woman in the garden is wearing a red dress.

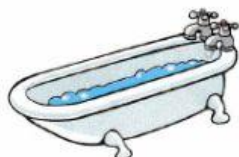
5 The brown horse has a white tail.

Part 3

– 5 questions –

Look at the pictures. Look at the letters. Write the words.

Example



b a t h



Questions

1





2





3





4





5






Part 4

– 5 questions –

Read this. Choose a word from the box. Write the correct word next to numbers 1–5. There is one example.

A beach

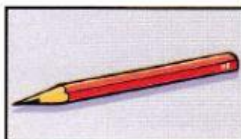


Beaches are next to the sea. People like going to the beach. They wear (1) on their heads. Some people go to sleep and some sit and read (2) there. Children run on the (3) or play (4) with their friends. (5) live in the water and children like catching them. You can find beautiful shells on beaches too.

Example



sea




pencil



fish



books



hippo



hats



football



sand

Part 5

– 5 questions –

Look at the pictures and read the questions. Write one-word answers.



Examples

What is the boy bouncing? a ball

How many people are sitting at the table? two


Questions

1 What is the girl holding? a



2 Where is the dad putting the cake? on the

3 Who is throwing the ball? the



4 Where is the ball now? on the

5 Who has got cake on his face?