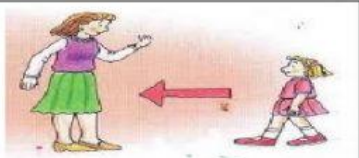










## Unit 6: Stand up

1, Look at the picture and choose the correct option

 <p>A, come in B, come here C, Sit down.</p>	 <p>A, don't talk B, don't sleep C, don't be late</p>	 <p>A, put you book away B, open your book C, close your book</p>
 <p>A, open your book B, close your book C, take your book out</p>	 <p>A, stand up B, sit down C, come in</p>	 <p>A, sit down B, stand up C, sing</p>
 <p>A, be late B, be quiet C, come here</p>	 <p>A, come in B, come here C, go to your place</p>	 <p>A, go out B, come in C, go to your place</p>

II, Match a halves of the instruction.

- |          |              |
|----------|--------------|
| 1, Be    | A, out       |
| 2, Don't | B, in        |
| 3, Open  | C, quiet     |
| 4, come  | D, your book |
| 5, go    | E, talk      |

III, Rearrange the words :

- 1, your raise hand : .....
- 2, talk don't : .....
- 3, your open book : .....
- 4, up stand : .....
- 5, your close book : .....

IV, Read and write

I      you      he      she      it      we      they

- 1, May I go out ? – Yes, ..... can
- 2, Is that your book ? – No, ..... is not
- 3, How old is ..... ? she is seven
- 4, Be quiet , Nam and Phong . ..... are sorry sir
- 5, Are Linda and Peter your friends ?- Yes , ..... Are
- 6, ..... is a teacher ? – Yes, he is

7, How are you ? ..... am fine, thank you.