

Student's name: ..... Class: .....

## READING AND WRITING (example)

### Part 1: Put a tick (✓) in the box.



0. It's a  
leaf.

☐


3. It's a  
doll.

☐


1. It's a  
flower.

☐


4. It's a  
balloon.

☐






2. It's a  
rubber.



☐


5. It's a  
bird.

☐

### Part 2: Look at the picture and letters. Write the words.

	Red / Orange	r/ d/ e/
	Pink / Purple	k/ i/ n/ p
	Blue / Green	e/ e/ g/ n/ r/
	Brown / Orange	r/ g/ o/ a/ n/ e

	Blue / Green	b/ u/ l/ e/ r/ c/
	Yellow / white	e/ o/ w/ l/ l/ y/

**Part 3: Read and write yes/no**



Example: The balloon is green.

**Yes**

The ball is black and white.

**No**

- The flower is pink. ....
- The cake is purple. ....
- The leaf is green. ....
- The duck is yellow. ....
- The fish is red. ....

**Part 4: Look at the picture. Answer the question.**

**(Circle)**

0. What color is the chair?



- ☒ A. It's a brown chair.  
B. It's a black chair.

1. What color is the pen?



- A. It's blue.  
B. It's green.

2. What color is the pencil?




- A. It's orange.  
B. It's red.

3. What color is the ruler?




- A. It's yellow.  
B. It's purple.

4. How many rubbers?



- A. Two rubbers  
B. Three rubbers.

5. How many books?



- A. Six books.  
B. Seven books.

**Part 5: Read and color. (Match)**



red



blue



pink



yellow




brown



purple



black



white



green



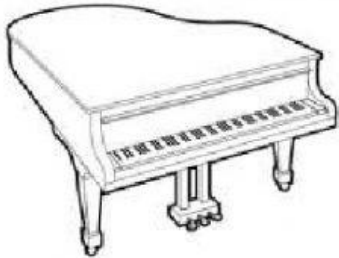
orange



It's a **blue** pen.




It's an **orange** pencil.




It's **black** piano.



It's a **brown** drum.



Two **yellow** ducks.



Four **red** flowers.