

1. Listen and write Yes or No.

Posłuchaj i napisz Yes lub No.

Hedgehog



1.

2.

3.

4.

2. Write.

Z rozsypanych liter ułóż nazwy zwierząt i podpisz obrazki.



icrdocleo

onli

fgfiera

orihn

3. Look and write.

Odpowiedz na pytania, PISZĄC ZDANIA. Wykorzystaj słowa z ramki.

fruit seeds grass bugs



0) What do antelopes eat? Antelopes eat grass.



1) What do monkeys eat? _____



2) What do birds eat? _____



What do frogs eat? _____






4. Read na write.

Przeczytaj opisy. Zgadnij, jakie zwierzęta opisują. Wpisz ich nazwy.

- a) It eats bugs. It's got a beak and two wings. It's got feathers. It can fly and sing. It's a
- b) It eats leaves. It's yellow and brown. It's got four legs. It's very tall. It's a
- c) It eats meat. It's got four legs and sharp teeth. It's green. It can swim and run. It's dangerous. It's a
- d) It eats grass. It's black and white. It's got flat teeth. It can run. It's a

5. Look. Write eat or don't eat.

Popatrz na tabelkę. Zgodnie z nią uzupełnij tekst (eat lub don't eat)

	✓
	x
	✓
	x
	✓



I'm Maria. I've got two hamsters,
Fred and Jacob. My hamsters
1 _____ seeds.

They 2 _____ grass.

They eat fruit.

They 3 _____ leaves.

They 4 _____ meat.

Fred and Jacob are hungry!

They have breakfast at 10 o'clock.

6. Read. Write in the correct column.

Przeczytaj. Wpisz wyrazy do odpowiednich kolumn.

lions antelopes zebras tigers hippos birds
frogs monkeys sharp teeth flat teeth sharp beaks crocodiles

Carnivores	Omnivores	Herbivores
_____	_____	_____
_____	_____	_____
_____	_____	_____
_____	_____	_____

