



Let's make a clock

SUBJECT: English  
GRADE: 3<sup>rd</sup>  
DATE: October 24<sup>th</sup>- 28<sup>th</sup>  
TEACHER: Gloria Peña  
Novoa

I. EXPECTED LEARNING:

COMPETENCE	PERFORMANCE	PURPOSE	ATITUDES
<b>C1: SE COMUNICA ORALMENTE EN INGLÉS COMO LENGUA EXTRANJERA "</b>	3. Explica con vocabulario sencillo el tema del texto escrito en inglés (animales, habilidades, verbos de acción, actividades diarias, días de la semana, adverbios de frecuencia, lugares donde vivir, habitaciones y objetos de la casa); se apoya en la relación texto-ilustración para construir el sentido del texto y lo vincula con su experiencia contenido de los textos escritos en inglés.	<b>Señalar información acerca de personas, objetos o lugares.</b>	Valora y protege los bienes comunes y compartidos

II. ASSESMENT:

CRITERIA	EVIDENCES	TOOLS
Identify the time	Worksheet	Check list

III. SEQUENCE OF ACTIVITIES:

- Teacher greets the students.
- Teacher presents a video about the time.
- Teacher explains how to use a clock
- Students practice with a clock in their mother tongue.
- Teacher explains how to say it in English using the numbers.
- Students identify the time in the clock
- Students write the time.
- Students match the time with the words, then share their answers.
- Students create their own clock and practice with the teacher.
- Students evaluate themselves.

BIBLIORAPHY

- Let's go 2 – third edition – oxford.



LET'S PRACTICE

# CLOCK












O'clock

En punto

- 1:10 -- It's one and ten
- 4:35 -- It's four and thirty five
- 8: 00 -- It's eight oclock

1. With the teacher's help, complete this exercise

 <input type="text"/> : <input type="text"/>	 <input type="text"/> : <input type="text"/>	 <input type="text"/> : <input type="text"/>
 <input type="text"/> : <input type="text"/>	 <input type="text"/> : <input type="text"/>	 <input type="text"/> : <input type="text"/>
 <input type="text"/> : <input type="text"/>	 <input type="text"/> : <input type="text"/>	 <input type="text"/> : <input type="text"/>

2. Complete writing the time

4:00 \_\_\_\_\_

7:30 \_\_\_\_\_

6:00 \_\_\_\_\_

11: 45 \_\_\_\_\_

3:00 \_\_\_\_\_

12:05 \_\_\_\_\_

5:15 \_\_\_\_\_

1:50 \_\_\_\_\_

3. Look at the clock and guess the time













It's three fifteen

It's twelve fifty five

It's twelve ten

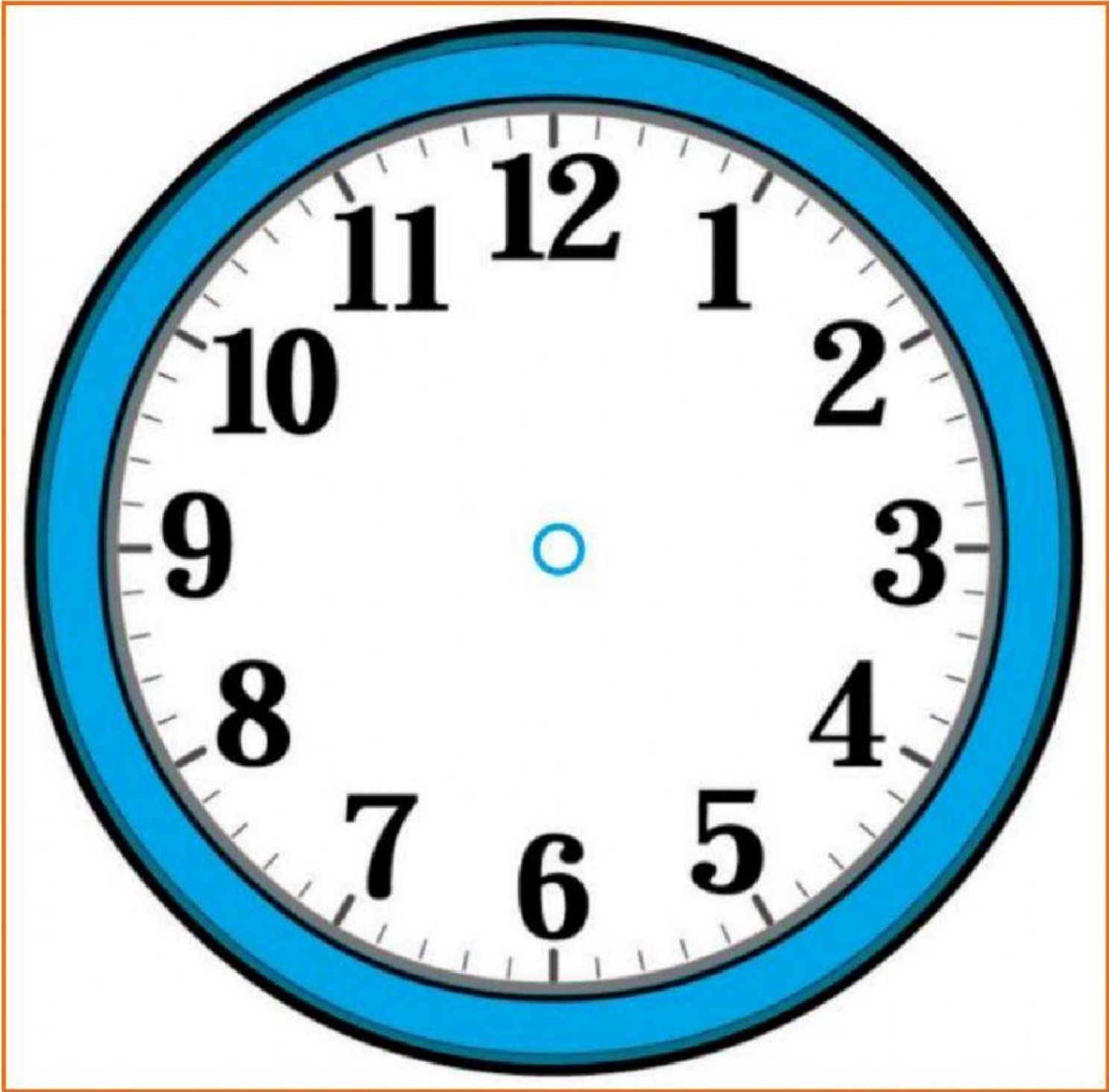
It's six thirty

It's four twenty

It's eleven forty


It's seven o'clock

It's eight o'clock



**SELF ASSESMENT**

**Paint the stars evaluating your work.**

Oral expression	
I can identify the time	
The lesson was easy	