

PART 1

Questions 1–5

- Look at the text in each question.
- What does it say?
- Mark the letter next to the correct explanation – **A**, **B** or **C** – on your answer sheet.

Example:

0

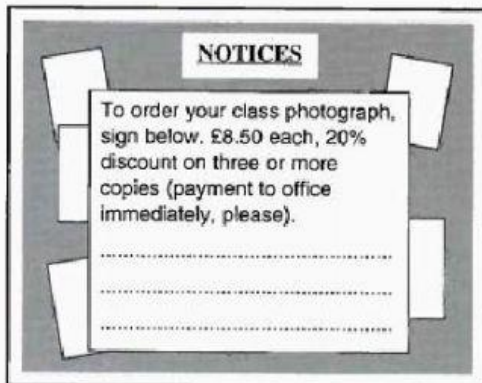


- A** Do not leave your bicycle touching the window.
- B** Broken glass may damage your bicycle tyres.
- C** Your bicycle may not be safe here.

Example answer:

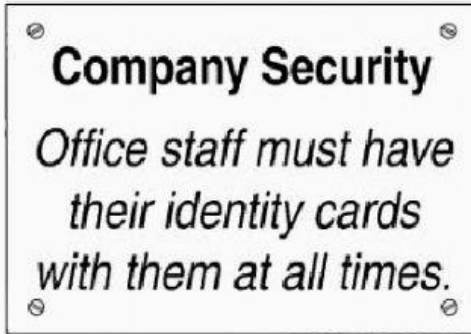
Part 1			
0	<input checked="" type="checkbox"/> A	<input type="checkbox"/> B	<input type="checkbox"/> C

1



- A** There will be a class photo if enough people sign here.
- B** Your photo will cost less if you pay the office in advance.
- C** The price per photo is reduced if several are ordered at once.

2



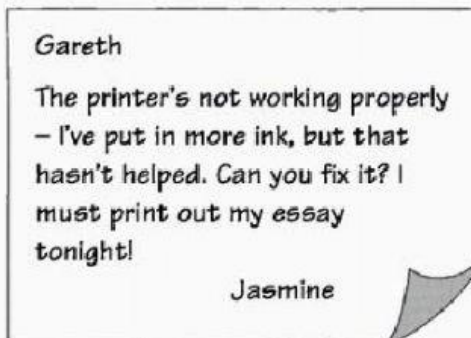
- A** The company insists office workers carry an identity card.
- B** Show your identity card when asked to do so.
- C** Staff identity cards are available at the office.

3



- A** Swimming is not permitted where people are diving.
- B** You must not dive into the pool where the water is shallow.
- C** The water is not deep enough in this pool for you to dive.

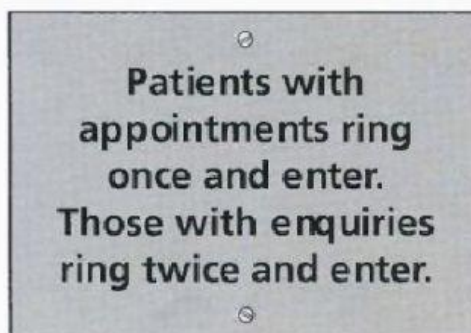
4



Jasmine wants Gareth to

- A** repair the printer for her.
- B** help her finish an essay.
- C** bring her some proper ink.

5



- A** To make an appointment, ring once and enter.
- B** You should ring twice and enter unless you have an enquiry.
- C** Ring once if you have an appointment and twice if you don't.