











grammar friends 4 - vocabulary unit 13

NAME: date:

Smoothie – blender – milk – pour – strawberry – mango – peel – fridge – chop - lid		
		
		
		
		

Object pronouns

- I Please help **me**!
- You I'll help **you**.
- He I can see **him**.
- She I'll help **her**.
- It Pour **it** into the blender.
- They Chop **them** up.
- We They saw **us**.



The **object** of a sentence can be replaced by a **pronoun**.

Can you get **some milk** from the fridge? Then pour **it** in the blender.

Read and circle.

- 1 I can hear my brother, but I can't see him / her / it.
- 2 I've got a problem. Please help her / you / me.
- 3 Are you lost? I live here. I can show us / you / them the way.
- 4 Is that your coat? Please put it / them / you in the cupboard.
- 5 Please can you get the tomatoes out of the fridge and wash it / you / them?
- 6 We want to make smoothies, Mum. Can you help us / you / them?

Write.

me them her you



Look at me.
I've made a great smoothie!



You can go and play with _____ now.



Can I help _____, Dad?



Where's your sister?
I can't find _____.

Relative pronouns



This is the boy. He didn't put the lid on.
This is the boy **who** didn't put the lid on.
This is the smoothie. It was in the blender.
This is the smoothie **which** was in the blender.

Relative pronouns join two sentences together.

Use **who** for people.
Use **which** for things.

Me	Her	You
Him	Us	Them
Who	Which	Chop
Smoothie	Milk	Fridge
Pour	Blender	Strawberry
Lid	Mango	Peel