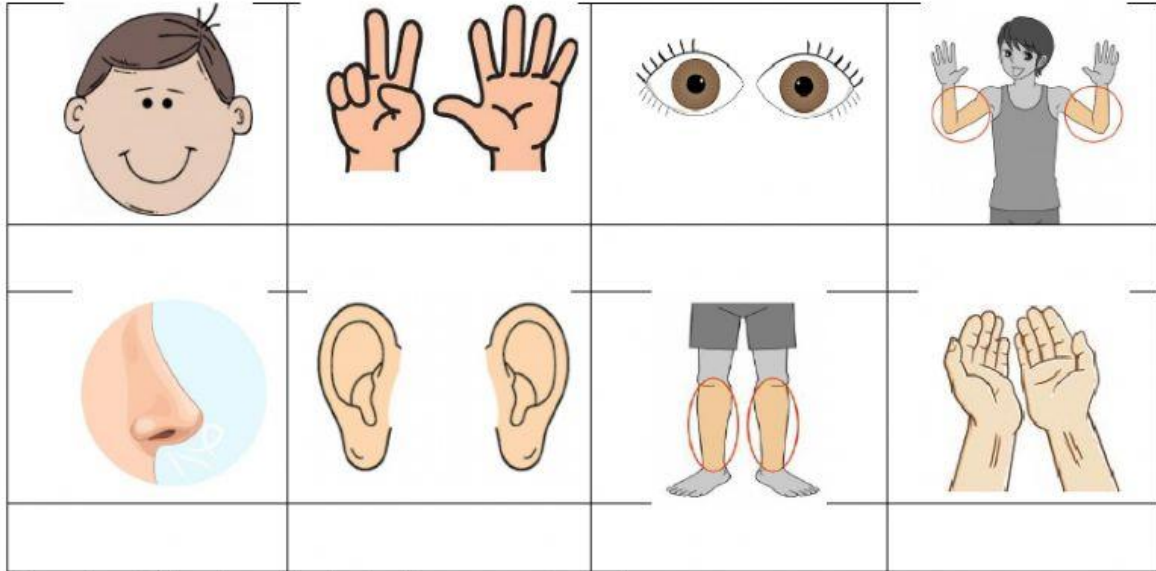


Unit 3 This is my nose

Exercise 1 Look at the pictures and unscramble the letters.

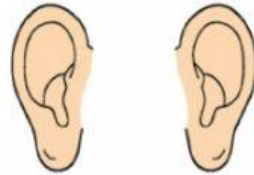
arms	nose	fingers	eyes
face	legs	hands	ears



Exercise 2 Look and circle the correct words



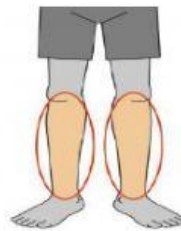
a) This is my **nose** / **face**.



b) These are my **ears** / **legs**.



c) These are **eyes** / **arms**.



d) These are my **legs** / **hands**.

Unit 3 This is my nose

Exercise 3 Find and circle the words.

F	S	L	V	Z	K	R
I	E	Y	E	S	R	H
N	O	S	E	M	X	A
G	L	K	E	E	F	N
E	C	E	G	A	A	D
R	Z	Q	G	R	C	S
S	A	R	M	S	E	K

Word list

- nose
- face
- arms
- fingers
- legs
- ears
- eyes

Exercise 4 Look at the picture and write

1. This is my **face**.

2. These are my _____

3. These are my _____

4. These are my _____

5. This is my _____.

6. These are my _____

7. These are my _____

Unit 3 This is my nose



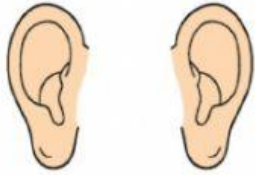


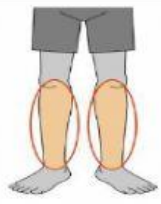
Exercise 5 Match (A) with (B)

A

B




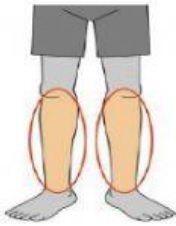
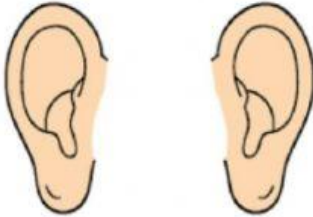

1. What's your name ?	a) My favorite color is blue.	1.
2. How old are you ?	b) I'm fine , thanks.	2.
3. What color is it ?	c) I'm seven years old.	3.
4. How are you ?	d) It's green.	4.
5. What is your favorite color ?	e) My favorite toy is a teddy bear.	5.
6. What is this ?	f) These are my eyes.	6.
7 .What are these ?	g) This is my nose.	7.
8. What is your favorite toy ?	h) My name's Tony.	8.

Exercise 6 Look and write :

		
a) These are my.....	c) This is my.....	e) These are my.....
		
b) These are my.....	d) This is my.....	f) These are my.....

Unit 3 This is my nose

Exercise 7 Count and write the number

		
<p>a. I have one nose.</p>	<p>b. I have hands.</p>	<p>c. I havefingers.</p>
		
<p>d. I havelegs.</p>	<p>e. I haveears.</p>	<p>f. I have arms.</p>

Exercise 8 Choose the best answer.




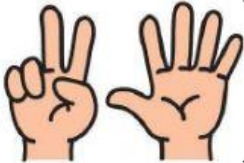
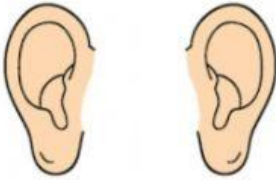

<p>1. What your name ?</p>	<p>2. How oldyou ?</p>
<p>a) is b) am c) are</p>	<p>a) is b) am c) are</p>
<p>3. What is ?</p>	<p>4. This my nose</p>
<p>a) this b) these c) those</p>	<p>a) is b) am c) are</p>
<p>5. Thesemy arms</p>	<p>6.this your nose ?</p>
<p>a) is b) am c) are</p>	<p>a) is b) am c) are</p>
<p>7. This my face.</p>	<p>8. These my legs.</p>
<p>a) is b) am c) are</p>	<p>a) is b) am c) are</p>

Unit 3 This is my nose

Exercise 9 Circle the odd one out

a) eyes	b) legs	c) arms	d) teddy bear
a) car	b) book	c) pencil	d) bag
a) robot	b) teddy bear	c) train	d) notebook
a) ten	b) green	c) three	d) seven
a) eyes	b) legs	c) arms	d) teddy bear
a) eraser	b) face	c) nose	d) hand
a) Tony	b) John	c) Anna	d) Hello
a) apple	b) blue	c) pink	d) purple

Exercise 9 Write the sentence following the picture

	
a. These are my arms.	b. is my
	
c. These.....my	d. These are
	
e. my legs.	f.is my

Unit 3 This is my nose

Exercise 10 Put the words in the correct order

a) my – This – is – face

.....

b) arms – are – my – These

.....

c) These – legs – are – my

.....

d) nose – my – This – is

.....

e) hands – These – are – my

.....


f) These – fingers – my – are

.....

g) eyes – are – These – are

.....

Exercise 11 Color the face



1. My eyes are blue
2. My mouth is red.
3. My ears are orange
4. My nose is brown.