

## 7. Can You See the Pattern?

### Math Worksheet - 3

Name: \_\_\_\_\_

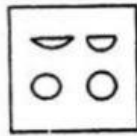
Class: V

- I. A question figure is given on the left side and four answer figures, marked 1,2,3,4 are given on the right side. Select the answer figure which can be formed from the cut out pieces given in the question figure and write your answers only in the English numbers (1,2,3,4) in the given box.

Question figure



Answer figures




1



2

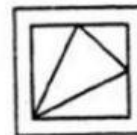




3



4

Your answer




1



2

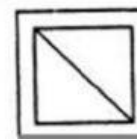



3




4

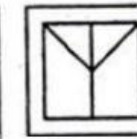
Your answer



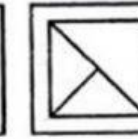
1



2

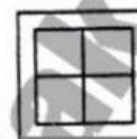
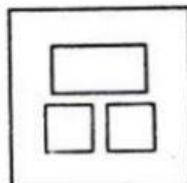


3

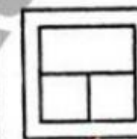


4

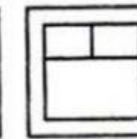
Your answer



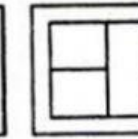
1



2

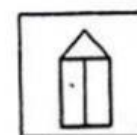




3

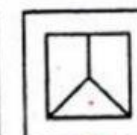


4

Your answer




1



2



3



4

Your answer

