




REVIEW UNIT 1 – READING AND WRITING

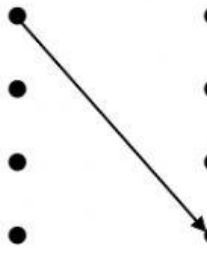
A. READING

PART 1: Look, read and tick (✓) Yes or No. There is one example.


			YES	NO
Ex.		He is from Vietnam.	<input checked="" type="checkbox"/>	<input type="checkbox"/>
1.		She is from Italy.	<input type="checkbox"/>	<input type="checkbox"/>
2.		They like dancing.	<input type="checkbox"/>	<input type="checkbox"/>

PART 2: Look, read and draw lines. There is one example.

Ex. What's your name?	●	● a. I'm great. Thanks!
3. How do you spell your name?	●	● b. I'm from The USA.
4. Where are you from?	●	● c. It's T-O-M.
5. How are you?	●	● d. My name is Tom.



PART 3: Look, read and circle the correct answer. There is one example.

Ex.		<u>a.</u> They like singing. b. They don't like singing.
-----	---	---

6.



- a. Close your book.
- b. Open your book.

7.



- a. Stand up.
- b. Sit down.

8.



- a. Hands up.
- b. Hands down.

B. WRITING

PART 1: Order the letters. There is one example.

Ex.



d r e

r e d

1.



e o a r g n

2.



o e y o g d b

PART 2: Look and write. There is one example.

Ex.



How are you?

I'm g o o d

3.



What color is it?

It's .

4.



Where are you from?

I'm from I'm .

PART 3: Reorder the words to make a correct sentence. There is one example.

Ex.

up

Stand

, please.

→

Stand up, please.

5.

meet

nice

It's

to

you.

→

6.

're

welcome.

You

→

7.

are

How

you?

old

→