



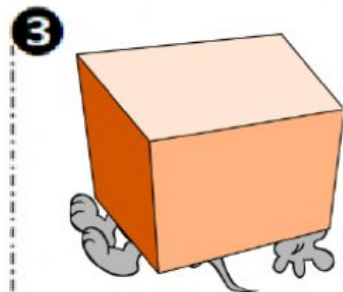
VOCABULARY



on




in



under



next to



between

Look and write.

ruler bag crayons ~~eraser~~ picture



1 eraser



2



3



4



5

I. Read and choose the correct answer

① between next to



in under

② in next to



on between

③ under on



between in

④ next to under



between in

II. Unscramble.

①



eottnx

next to

②



no

③




ni

④



eebewtn

⑤



uerdn

III. Read and write

Yes, it is.

No, it isn't.

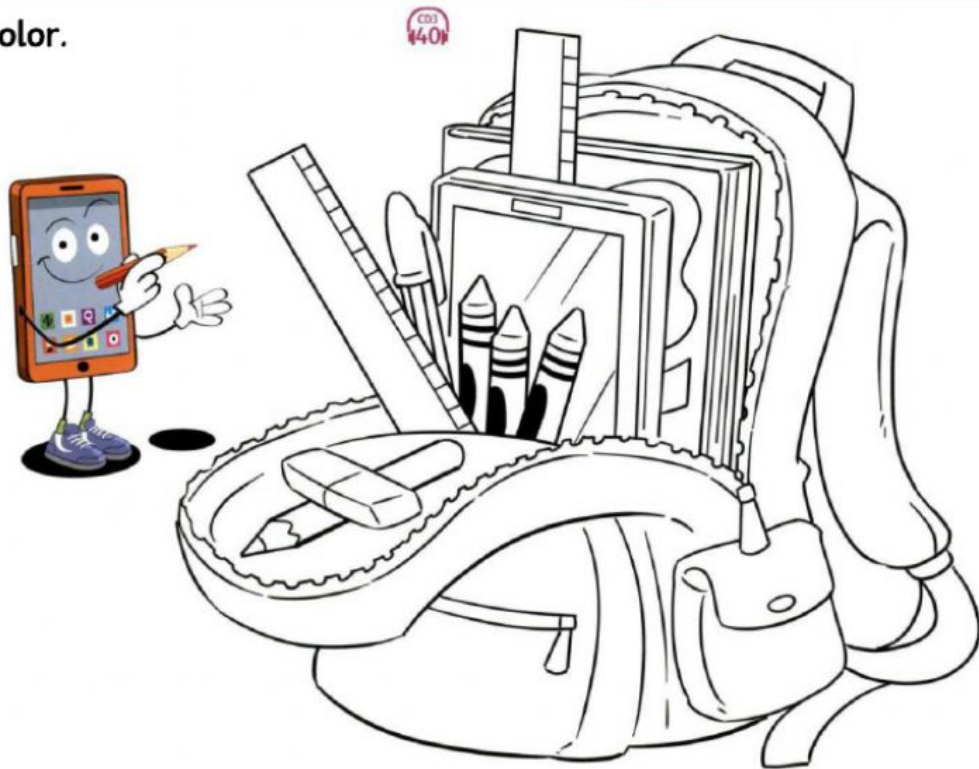
① Is the bear on the chair?



② Is the cat in the basket?



IV. Listen and color.




V. Look and read. Write yes or no.

- 1 A ruler is between the pen and the pencil. no
- 2 The pencil is under the eraser.
- 3 The tablet is blue.
- 4 The pen is next to a ruler.
- 5 The crayons are next to the pen.

VI. Look at the picture and answer the questions. Write the answers.

- 1 Is there a ruler next to the pen? No, it isn't.
- 2 Is the tablet green?
- 3 Is the pen in front of the book?
- 4 Is the eraser under the pencil?
- 5 Is the book in the bag?
- 6 Are the crayons in the bag?

VII. Read and color.



- Colour the pen green.
- Colour the desk brown.
- Colour the table black.
- Colour the tablets red, green and blue.
- Colour the board grey.

VIII. Read the question. Listen and write a name or a number. CD3(37)

- 1 What is the girl's name? Alice
- 2 What number is her classroom?
- 3 What is Alice's teacher's name?
- 4 How many pencils has Alice got?
- 5 What is the name of the road where the school is?



IX. Read and color

- ❶ The black robot is in the bed .
- ❷ The orange robot is on the chair.
- ❸ The brown robot is under the bed
- ❹ The green robot is under the chair



Look	Write	write	write



