

PREPOSITIONS

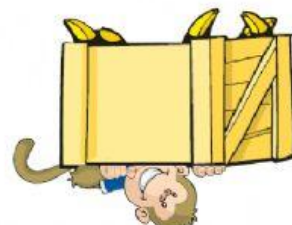
PLAY



next to



on



under



in



between

I. Read and choose the correct answer

in

under



on

between

next to

on



in

under

between

next to



in

under

between

next to



in

under

in

on



next to

under

next to







on



in

under

II. Find and write.

	A	B	C
①			
②			

A2 next to

C1 _____







B1 _____

C2 _____

A1 _____

B2 _____

Look and read. Put a tick ✓ or a cross ✗ in the box.

1  This is a book. <input checked="" type="checkbox"/>	4  This is a bag. <input type="checkbox"/>
2  This is a teacher. <input type="checkbox"/>	5  This is a board. <input type="checkbox"/>
3  This is a desk. <input type="checkbox"/>	

Yes, It is.

No, It isn't.

Look at the picture and read the questions.
Write the answers.

1 Is there a ruler next to the pen?

.....
No, it isn't.
.....

2 Is the tablet green?

.....

3 Is the pen in front of the book?

.....

4 Is the eraser under the pencil?

.....

5 Is the book in the bag?

.....

6 Are the crayons in the bag?

.....



STRUCTURE

PLAY



1. Where is the ball?
2. Where is the book?
3. Where is the eraser?

4. Where is the ruler?
5. Where is the pencil?
6. Where are the tablet?

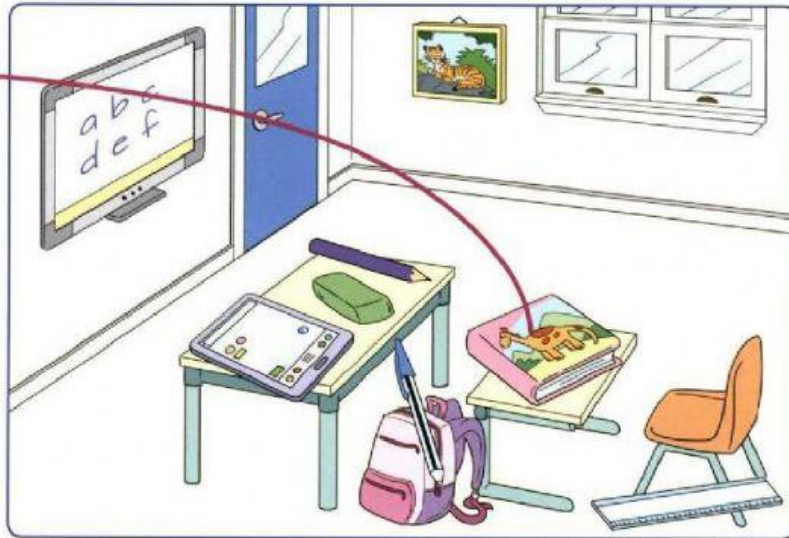
2 Read and match.

book

pencil

ruler

picture



eraser

bag

pen

alphabet

Look at the picture and write one-word answers.

- 1 The book is on the desk.
- 2 The ruler is under the
- 3 The board is next to the
- 4 The tablet is on the