Let's learn

- ***Say it out***

The pot is on the oven.

pot

sink

oven

refrigerator

- ***Talk about***

: Where is the pot?

: The pot is on the oven.

: Where is the oven?

: The oven is next to the sink.

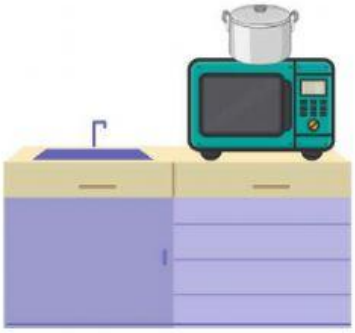

LIVEWORKSHEETS

Let's do

- ***Listen, look and check***

1. The milk is in the refrigerator.

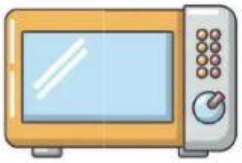

2. The pot is on the oven.

- ***Look and stick on the correct number to each picture***



1. The pot is on the oven.
2. The pot is on the refrigerator.
3. The sink is next to the refrigerator.
4. The refrigerator is next to the oven.

- ***Look and say***

1. The is on the .

2. The is next to the .

LIVEWORKSHEETS

Fun time

- ***Let's say***

Strawberry jam

Strawberry, strawberry,
Sugar, sugar
In a pot.
Strawberry, strawberry,
Sugar, sugar
In a pot.
Stir, stir, stir.
Stir, stir, stir.
Now,
Spread it on your bread.

Yummy! Yummy!

LIVEWORKSHEETS