

UNIT 1 OUR COMMUNITY 5

1. Listen and write. There is one example:

VISITING DAISY

Sophia can visit Daisy from:

Friday to Sunday

1. Travel by:

2. Journey time:

_____ minutes

3. Going to see rock band called:

The _____ Boys

4. Sunday picnic near:

a _____

5. Take for Daisy's mum:

a _____ made from shells

2. Listen and tick the box. There is one example:

What did Jill do at the weekend?



A ☐



B ☒



C ☐

1. Which person is Jill's cousin?



A ☐



B ☐



C ☐

2. How did Jill go to her aunt's house?



A ☐



B ☐



C ☐

3. Which house is Jill's aunt's?



A ☐



B ☐



C ☐

4. What did Jill and her cousin do?



A ☐




B ☐




C ☐


5. What time did Jill arrive home on Sunday?



A ☐



B ☐



C ☐

3. Complete the sentences with the correct present simple form of the verbs in brackets:

George (sometimes/ text) _____ his friends very late at night.

_____ (your brothers/ take) lunch breaks when they work from home?

No, they _____.

_____ (your sister and you/ enjoy) playing volleyball?

_____ (your sister/ eat) out after work? Yes, _____.

My best friend Louis (sometimes/ eat) _____ cookies after lunch.

They (hardly ever/ order) _____ stuff online.

Jane and I (never/ be) _____ late for school.

Today (be not) _____ Tuesday. It (be) _____ Thursday.

We (always/ be not) _____ helpful around the house.

She (not cook/ usually) _____ on the weekends. She (often/ eat) _____ out.

I (never/ be) _____ sad about losing things in life.

She (always/ be) _____ angry at her boyfriend.

**4. Read and write the sentences with the CORRECT PAST FORM of the verbs in brackets.
There is one example:**

E.g: you/ (order)/ spaghetti from The Macy's? No, I (not do). I (cook) it.

Did you order spaghetti from the Macy's? No, I didn't. I cooked it.

Yesterday/ Tom/ (be)/happy/ because/ he/ (find)/ his lost robot.

Last week/ Manchester/ (lose)/ so/ they/ (not be)/sad.

Lucy/ (draw)/ this picture/ two weeks ago?

Ten minutes ago, she/ (fall) off her bike but she (not cry).

My mother/ (think)/ I/ (not know)/ Clara.

Tom/ Jerry/ (to be/ not) good students when they (to be) ten.

Why/ they/ (make)/ this/ cake/for her?

What time/ your parents/ (get up)/ this morning?

5. Look and match the words in the box with the pictures:

treasure	swing	hidden
doctor's surgery	sandpit	neighborhood
follow	slide	treasure hunt

6. Fill in the gaps with the "to-infinitive" or "gerund" form of the verbs in brackets:
(Source: teachthis.com)

We need _____ (study) a lot before the math exam on Friday.

She would like _____ (meet) some friends for lunch at a restaurant near her school.

Sean and Elizabeth enjoy _____ (go) for walks on the beach after work every day.

He wants _____ (visit) Long Bien bridge when he goes to Vietnam.

We'd love _____ (get) coffee with you sometime.

Jill keeps _____ (think) about the man who ghosted her 3 years ago.

Frank and Sarah love _____ (bake) together on the weekends.

They don't mind _____ (wait) in line for ice cream.

We decided _____ (order) some Chinese noodle soup and soda.

I hate _____ (sit) down all day at work. I don't like sedentary jobs!

She learned _____ (play) the piano when she was a child.

My cousin Liz hopes _____ (be) a security guard because she

7. Read the text and answer the questions:

How to train your dog to play basketball

Do you want to teach your dog to play basketball?
Try this!

Start by getting your dog to fetch a ball and bring it to you. If your dog can't do that, you should stop now. Your dog may not be a great basketball player.

Instead of taking the ball directly from the dog, hold a box at ground level and make the dog drop the ball into the box. Give the dog a treat every time she correctly drops the ball in the container.

All good dog tricks should be learned in small steps. Every time the dog brings the ball back to you, raise the box up off the ground just a little bit more. Soon the dog will have to stand on her hind legs to reach it. Don't forget to reward the dog every time.

Once the dog has learned to drop the ball in the container, try using a basketball hoop instead of a box. To begin with, keep the hoop low to the ground. Then gradually raise the height. Reward the dog with a treat each time she makes a basket.

Pretty soon your dog will start jumping to reach the hoop and a basketball star will be born!

1. What is the first step in training your dog to play basketball?

- a. Teach the dog to bring a ball to you
- b. Teach the dog to jump
- c. Teach the dog what basketball net looks like.

2. What do you do every time the dog puts the ball where you want it to be?

- a. Give the dog a reward
- b. Jump up and down.
- c. Clap

3. What is the key to good dog training?

- a. Teach the dog when it is very young.
- b. Do it in small steps and reward the dog often.
- c. Speak to the dog in a loud voice.

4. What is the next step after the dog can put the ball in a raised box?

- a. Call you friends
- b. Teach the dog to jump
- c. Switch the box with a basketball net.

5. How do you get the dog to jump up to the basketball hoop?

- a. Start with the basket low to the ground and keep raising it in small steps.
- b. Clap your hands
- c. Put a reward in the basket

6. What's the main idea of the text?

- a. How a dog play basketball.
- b. How to teach a dog to play basketball.
- c. How to teach a dog to reach the hoop.

Write the past form of the verbs:

send-	trip-	make
carry-	fall-	come-
say-	run-	take-
tell-	dig-	drive-