

FLYERS PRACTICE

TEST 1

Date:

Name:

Listening: Part 1- Listen and draw lines. There is one example.

Helen

Harry

David



Emma

William







Sarah

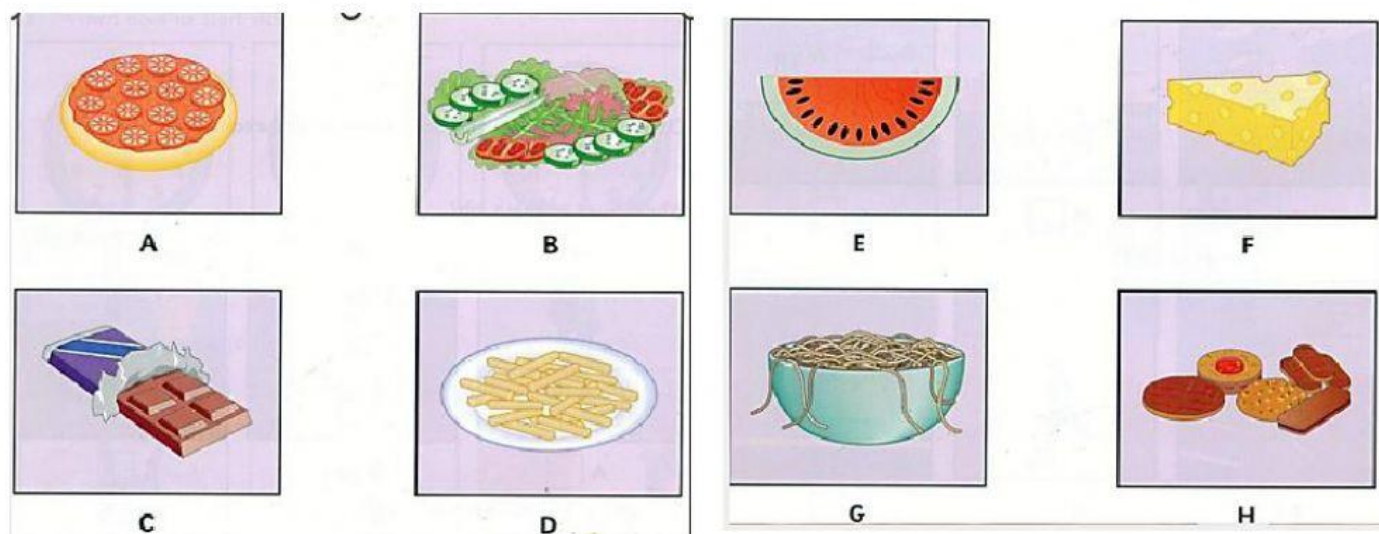
Richard

Listening: Part 2- Listen and write. There is one example.


















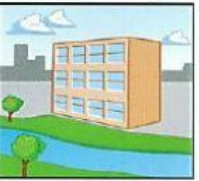
0. Full name: Betty Barratt
1. Age: _____
2. Address 17 _____ Street
3. Phone number: _____
4. Years of tennis _____
5. Time preferred _____

Part 3: Listen and write letter in the box. There is one example.

					
Bill	Alex	Ben	Katy	Robert	Mary
D					



Part 4: Listen and tick the box. There is one example.

<p>0. What's Sue's brother's job?</p> <div>    </div> <p>A <input type="checkbox"/> B <input checked="" type="checkbox"/> C <input type="checkbox"/></p>	<p>3. When does he start work?</p> <div>    </div> <p>A <input type="checkbox"/> B <input type="checkbox"/> C <input type="checkbox"/></p>
<p>1. Where does her brother work?</p> <div>    </div> <p>A <input type="checkbox"/> B <input type="checkbox"/> C <input type="checkbox"/></p>	<p>4. What does he eat for lunch?</p> <div>    </div> <p>A <input type="checkbox"/> B <input type="checkbox"/> C <input type="checkbox"/></p>
<p>2. How does he go to work?</p> <div>    </div> <p>A <input type="checkbox"/> B <input type="checkbox"/> C <input type="checkbox"/></p>	<p>5. What did he do before he started this job?</p> <div>    </div> <p>A <input type="checkbox"/></p>

Reading and Writing

Part 1: Look, read, choose the correct word and write.

<p>a dictionary</p> <p>a knife</p> <p>a fork</p>	<p>a book</p> <p>a postcard</p> <p>scissors</p> <p>history</p>	<div style="border: 1px solid black; padding: 10px;"> <p>You send this to a friend at Christmas. a card</p> <p>1 You use these to cut paper.</p> <p>2 When you study this subject you learn about islands and jungles.</p> <p>3 If you can't spell a word you can use this to help you.</p> <p>4 If you like drawing and painting you should study this subject.</p> <p>5 We need one of these to eat soup or fruit salad.</p> <p>6 When you are on holiday you send this to your friends.</p> <p>7 You use this to cut bread, cheese and meat.</p> <p>8 You can study here after you leave school.</p> <p>9 We put a letter or a card in this before we post it.</p> <p>10 You can buy this every day and read about things which have happened.</p> </div> <p>a newspaper</p> <p>a spoon</p> <p>art</p> <p>a card</p> <p>a university</p> <p>geography</p> <p>an envelope</p> <p>maths</p>
--	--	---

Part 2: Look , read and write : YES or NO:



1. A woman is buying some stamps.	
2. Three children are standing in front of the woman,	
3. The girl is pulling the boy's hair.	
4. Some sweet are on the floor.	
5. The person who is pointing a letter is wearing a hat.	
6. The mice are eating all chocolate.	
7. The cat is watching the mice carefully.	
8. The monster is too short to take a book from the top shelf.	

Part 3: Read and choose the best answer: There is one example.

Example

Tom: Hello, Helen. Oh! I'm so hungry.

Helen: F

Questions

1 **Tom:** I didn't! What's your favourite food, Helen?

Helen:

2 **Tom:** Mine's pasta. Who cooks your lunch?

Helen:

3 **Tom:** Do you like cooking sometimes?

Helen:

4 **Tom:** Yes, that's fun. When did you start cooking?

Helen:

5 **Tom:** What time do you have your lunch?

Helen:

Tom: Me too. See you later.

A My dad grew vegetables in our garden.

B It's cheese! Cheese on pizza and cheese on bread.

C I was about seven. It's difficult to remember.

D No, it isn't the same time as yours.

E My sister. She likes doing that.

F Are you? I'm not. I had a big breakfast! **(Example)**

G Yes, but I only like making easy things.

H At about midday usually.

Part 4: Read and choose the correct word and write:

Example

Last Saturday was a lovely day. Aunt Marytook..... Jill to
 1 the circus. It was a present for tenth birthday.
 2 Jill liked the clowns very and she laughed a lot.
 3 But there was a small problem evening.
 4 One of the clowns standing on a very tall elephant
 5 when suddenly he Everybody was afraid and Jill
 6 shouted, 'Be careful!' But was another small
 7 elephant which was standing the big elephant. It
 8 quickly the clown and then put him very
 9 down on the floor. The people in the circus tent
 10 were very happy and the clown found a big box
 bananas and gave it to the small elephant.

0	take	took	taking
1	hers	his	her
2	much	good	well
3	this	that	those
4	is	were	was
5	fell	fall	falling
6	it	they	there
7	near	next	over
8	catches	caught	catch
9	careful	clever	carefully
10	to	of	in