











My name is: _____

WORKSHEETDate: Sep 15th 2022
FFS1 – Unit 9.

Teacher's feedbacks

Task 1: Fill in the gaps with *have got* / *has got*.

1. I <input type="text" value="have got"/> chicken.		6. Alex <input type="text"/> a milkshake.	
2. She <input type="text"/> a pizza.		7. My friends <input type="text"/> fries.	
3. My sister <input type="text"/> a cheese sandwich.		8. He <input type="text"/> an apple.	
4. They <input type="text"/> salad.		9. My brother <input type="text"/> three bananas.	
5. He <input type="text"/> rice.		10. Sarah and Alice <input type="text"/> an orange.	

Teacher: _____

Task 2: Read and fill in the gaps.

Hello. I'm Pam. She is ten years old and I'm a pupil. This is my lunch box. Let's look inside. I have got a sandwich and two biscuits. I have got an apple and milk. I haven't got a drink today. I haven't got a banana and chicken today, but it's a very nice lunch!

1. Her name is Pam and she is ten years old.

2. This is her lunch box. She has got a sandwich and two biscuits.

3. But she hasn't got a drink today.

4. She has got an apple and milk.

5. She hasn't got a banana and chicken.


6. This is a very nice lunch!

Task 3: Read and match.


a. What have you got ?	1. Yes , I have.	a. 2
b. Have you got an apple ?	2. I have got sandwiches.	b.
c. What has she got ?	3. He has a sandwich.	c.
d. What has he got?	4. She has a drink.	d.
e. Has he got grapes ?	5. Yes, she has.	e.
f. Has she got a sandwich?	6. No , he hasn't.	f.

Task 4: Look and write I have got ... / I haven't got...


1. I have got a cake.



2.



3.



4.



5.



6.



7.



8.