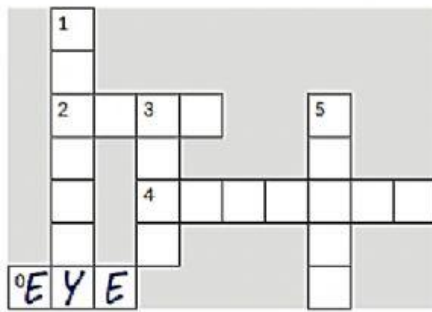




NAME: \_\_\_\_\_  
DATE: \_\_\_\_\_

GUIA N. 10 Taller Final  
GRADE: 6° - II PERIOD

1. Read the clues and fill in the crossword puzzle with the correct word.  
*Lee las pistas y llene el crucigrama con la palabra correcta.*



#### ACROSS

- 0 One of the two organs on the face that you see with.  
2 The part of the body between the head and the shoulders.  
4 The Japanese art of folding paper into attractive figures.

#### DOWN

- 1 The 1<sup>st</sup> month of the year between December and February.  
3 To prepare food  
5 The activity of making things with your hands.

2. Select the correct activities and corresponding nouns. *Seleccione la actividad correcta con el sustantivo correspondiente.*

Play football

Play an instrument

Run upstairs

Brush hair

Play at the playground

Dancing

Watch TV

My whole body

My eyes

My arms and legs

My legs

My arms

My legs

My arms

3. Each sentence has one (1) mistake. Find the mistakes and rewrite the sentences. *Cada oración tiene un (1) error. Encuentre el error y reescriba la oración.*



0 I writing an email about my friends.

**Correction:**

0 I am writing an email about my friends.



1 Martha is a firefighter. She cans put out fires.

**Correction**

2 Samantha eats hamburgers never.

**Correction**



3 The play basketball every day in 6:30 pm.

**Correction**

I don't understand  
???



4 I am not like to play basketball. I don't understand it!

**Correction**



5 What sport does you play?

**Correction**

4. Look the table. Complete the sentences. *Mire la table. Complete las oraciones.*

	Me	Charlie	Juana Helene	and	My mum
Monday	Football	Sing	Dance		Work in a laboratory
Tuesday	Play guitar in my band				Work in a laboratory
Wednesday		Draw pictures	Ride bikes		Work in a laboratory
Thursday			Basketball		Work in a laboratory
Friday		Dance friends	with	Dance friends	with
					Work in a laboratory

0 On Mondays, Charlie **sings**.

1 On \_\_\_\_\_, Helena and Juana ride bikes.

2 Mum works in a laboratory \_\_\_\_\_.

3 On Fridays, \_\_\_\_\_ dance with friends.

4 On Tuesdays, \_\_\_\_\_ play guitar in my band.

5 On \_\_\_\_\_, I play in the playground.



5. Drag the image with the appropriate sentence. *Arrastre la imagen con la oración adecuada.*

Why is it important to have a healthy lifestyle? Read these ideas and you will see, feel and experience the benefits:




**Wash your hands:** do it before eating and after using the bathroom or playing outside. This is your first line of defense

**Exercise regularly:** this can reduce stress and anxiety.




**Sleep for a minimum of 8 hours per day:** some of the benefits include better memory and better grades at school.



**Drink lots of water:** it helps digestion and prevents headaches.



**Don't eat fast food:** it can cause weight problems and acne.



**Brush your teeth after meals:** you can get white teeth and prevent tooth decay

6. When do you do these activities? Write 10 sentences using the words in the boxes. *¿Cuándo haces estas actividades? Escribe 10 oraciones usando las palabras en las cajas.*

every day on Mondays on Tuesdays on Wednesdays on Thursdays on Fridays  
at the weekend on Saturdays on Sundays in the morning at lunchtime in the evening

Football play an instrument run upstairs brush hair play at the playground dance  
play with toys hike brush my teeth go to school learn English play in a band

**Example: I go to school every day.**

**1 I learn English on Mondays, Wednesdays and Fridays.**

**2 I play an instrument after school on Thursdays and play in a band at the weekend.**

- 1 \_\_\_\_\_
- 2 \_\_\_\_\_
- 3 \_\_\_\_\_
- 4 \_\_\_\_\_
- 5 \_\_\_\_\_
- 6 \_\_\_\_\_
- 7 \_\_\_\_\_
- 8 \_\_\_\_\_
- 9 \_\_\_\_\_
- 10 \_\_\_\_\_

7. Look at the activities in the picture and parentheses. Which ones can you do? Which ones can't you do? Which ones don't like you? Write sentences on the lines about yourself. *Mire las actividades en la imagen y paréntesis. ¿Cuáles puedes hacer? ¿Cuáles no puedes hacer? ¿Cuáles no te agradan? Escribe oraciones en las líneas sobre ti.*



Example: (like / make models)

*I don't like to make models. I think it's boring!*



1 (can / ride a bike)



2 (can / cook)



3 (like / martial arts)

---



4 (can / origami)

---



5 (like / reading)

---