

## 1. Look and match



## 2. Read and colour


1

It's a pink bike.



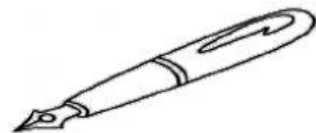
2

It's a red flower.



3

It's a yellow pen.



4

It's a blue bag.



## Unit 3

### 3. Write the letters



\_\_ nt



\_\_ oy




\_\_ ap




\_\_ oor

### 4. What's next? Draw and colour.


1



2



3




## Unit 3

4



5



5. Tick ✓ or cross ✗

1 It is a blue cap.



2 This is my mother.



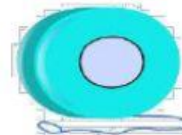
3 This is a yellow bike.



4 It is a brown door .



5 It is a red yo-yo .






This colour is red.



This colour is pink.



This colour is white.



This colour is blue.



This colour is yellow.



This colour is purple.



This colour is gray.



This colour is green.



This colour is black.

