3rd term Science activity - Topic – The atom

Name: ***Grade:***

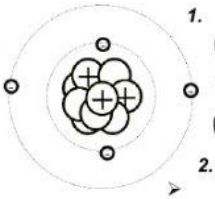

1. ***Label the main parts of the atom:***

\+ _____

_____

\- _____

2. ***Complete the following statements***

➢ Atomic number equals the number of _____ or _____

➢ Atomic mass equals the number of _____ + _____

3. **Answer the following questions**

➢ *If an atom has 35 protons in the nucleus, how many electrons will it have orbiting the nucleus?*

➢ *What is the mass number of an atom with 3 protons, 4 neutrons, and 3 electrons?*

➢ *How many neutrons are in the nucleus of an atom that has an atomic mass of 36 and an atomic number of 25?*

a) 25 b) 12 c)15 d) 11

4. Electronic structure diagrams - Complete the grid by drawing a x in the correct locations to show the electronic structure of atoms with the following numbers of electrons.

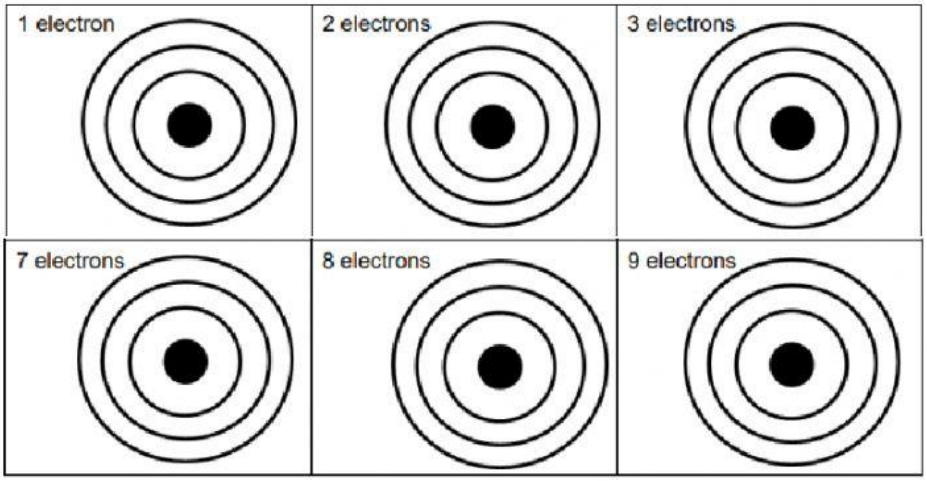

5.

Every kind of atom has its own unique look. All the atoms of an element have this same look. Here's a chance for you to look at some atoms and tell what elements they are. Write the name of the element next to each atom. You may need to use the Periodic Table to help you out.

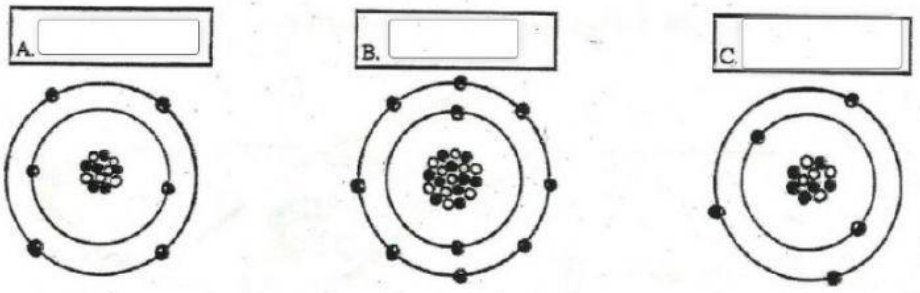

LIVEWORKSHEETS